

# GEAR GARAGE







## FEATURES

### IT ALL STARTS AT THE TOP

The lower modules have a 630 mm deep worktop, providing ample space to work in comfort.

### THE SLIDING DOOR

Cabinets with sliding doors increase the storage capacity of the workstation by reducing the clutter and obstacles that would result from using cabinets with hinged doors.



Courtesy of Trident Motorsport



### A SECRET CABINET

The technical cabinet is designed to conceal cable reels and electrical cables, so that only those items required for the job are readily visible.



### GARAGE FLIP-UP OPENING

Flip-up openings can be inserted in the lower modules to utilise space that would otherwise be wasted. They facilitate the sorting of waste, and help to keep the workplace clean and tidy.



### AROUND THE CORNER

The corner module can be upgraded with up to 4 electrical sockets and 2 cable reels. It allows for optimal use of space and a large worktop surface.





### A DRAWER FULL OF SURPRISES

100% extension and 70 kg load capacity make these drawers the ideal storage solution for work equipment and tools. Full pull-out provides a complete view of the interior and facilitates removal of the stored items.




### FREE-STANDING

All Gear Garage solutions require no masonry anchoring. The various structures such as modules and wall units are free-standing.



### SUSPENDED STORAGE

The wall unit, with soft touch visistors opening, can be mounted on walls or perforated walls and provides an additional space for work equipment organisation.



## MODULES

The modular Gear Garage system permits integration of several modules to create structures that can be easily adapted to the size of the space where they are to be installed. The modules are available in 7 different widths, from a minimum of 512 mm to a maximum of 2040 mm, and are subdivided into base modules, worktops, wall units, cabinets, chests of drawers and corner units.



## TOPS IN VARIOUS DESIGNS



Satin **Stainless** steel

**Rubberised** Steel

**Multiplex** Wood

## WARRANTY



The 10-year warranty on Fami products aptly reflects the premium-quality materials we use and the care and dedication that go into the production of our furnishings to make them reliable and durable.















Courtesy of Trident Motorsport












**ALL THE COLOURS AND THEN SOME!**

Depending on the environment where it is installed or on the corporate colours, Gear Garage can be in a single-colour or twotone. Up to 12 RAL colours are available to customise the frame and façades.

**FRAME**

 7035*	 5012	 7000	 6011	 5010	 9010
 7016	 5019	 9002	 3003	 3020	 1004

**FAÇADES**

 7035	 5012	 7000	 6011	 5010	 9010
 7016*	 5019	 9002	 3003	 3020	 1004



\*\*Frame and façades in **Ideone** colours RAL 7035 + RAL 7016 are available from stock.





CONFIGURE

ART.	W mm	D mm	H mm	Top	RAL
GARAGE086	3306	2694	2000	Satin stainless steel	7035+7016
GARAGE087	3306	2694	2000	Rubberised steel	7035+7016





[CONFIGURE](#)

ART.	W mm	D mm	H mm	Top	RAL
GARAGE090	3063	640	2000	Satin stainless steel	7035+7016
GARAGE091	3063	640	2000	Rubberised steel	7035+7016



CONFIGURE

ART.	W mm	D mm	H mm	Top	RAL
GARAGE088	8976	640	2000	Satin stainless steel	7035+7016
GARAGE089	8976	640	2000	Rubberised steel	7035+7016



CONFIGURE

ART.	W mm	D mm	H mm	Top	RAL
GARAGE104	2757	640	2000	Satin stainless steel	7035+7016
GARAGE105	2757	640	2000	Rubberised steel	7035+7016





[CONFIGURE](#)

ART.	W mm	D mm	H mm	Top	RAL
GARAGE094	1940	640	2000	Satin stainless steel	7035+7016
GARAGE095	1940	640	2000	Rubberised steel	7035+7016



[CONFIGURE](#)

ART.	W mm	D mm	H mm	Top	RAL
GARAGE106	5515	640	2000	Satin stainless steel	7035+7016
GARAGE107	5515	640	2000	Rubberised steel	7035+7016



[CONFIGURE](#)

ART.	W mm	D mm	H mm	Top	RAL
GARAGE096	1940	640	2000	Satin stainless steel	7035+7016
GARAGE097	1940	640	2000	Rubberised steel	7035+7016





**CONFIGURE**

ART.	W mm	D mm	H mm	Top	RAL
GARAGE092	2142	640	2000	Satin stainless steel	7035+7016
GARAGE093	2142	640	2000	Rubberised steel	7035+7016



[CONFIGURE](#)

ART.	W mm	D mm	H mm	Top	RAL
<b>GARAGE110</b>	5712	640	2000	Satin stainless steel	7035+7016
<b>GARAGE111</b>	5712	640	2000	Rubberised steel	7035+7016



[CONFIGURE](#)

ART.	W mm	D mm	H mm	Top	RAL
<b>GARAGE098</b>	1428	640	2000	Satin stainless steel	7035+7016
<b>GARAGE099</b>	1428	640	2000	Rubberised steel	7035+7016







[CONFIGURE](#)

ART.	W mm	D mm	H mm	Top	RAL
GARAGE100	2041	640	2000	Satin stainless steel	7035+7016
GARAGE101	2041	640	2000	Rubberised steel	7035+7016



[CONFIGURE](#)

ART.	W mm	D mm	H mm	Top	RAL
GARAGE108	5508	640	2000	Satin stainless steel	7035+7016
GARAGE109	5508	640	2000	Rubberised steel	7035+7016



[CONFIGURE](#)

ART.	W mm	D mm	H mm	Top	RAL
GARAGE102	2041	640	2000	Satin stainless steel	7035+7016
GARAGE103	2041	640	2000	Rubberised steel	7035+7016

**7** GEAR  
GARAGE







3D

MODULE - DIM. (mm): W=714 D=640 H=2000

ART.	Top	RAL	
GARAGE001	Satin stainless steel	7035+7016	
GARAGE002	Rubberised steel	7035+7016	



3D

MODULE - DIM. (mm): W=714 D=640 H=2000

ART.	Top	RAL	
GARAGE003	Satin stainless steel	7035+7016	
GARAGE004	Rubberised steel	7035+7016	



3D

MODULE - DIM. (mm): W=714 D=640 H=2000

ART.	Top	RAL	
GARAGE005	Satin stainless steel	7035+7016	
GARAGE006	Rubberised steel	7035+7016	



3D

MODULE - DIM. (mm): W=714 D=640 H=2000

ART.	RAL		
GARAGE007	7035+7016		



3D

MODULE - DIM. (mm): W=714 D=640 H=2000

ART.	Top	RAL	
GARAGE008	Satin stainless steel	7035+7016	
GARAGE009	Rubberised steel	7035+7016	



3D

MODULE - DIM. (mm): W=714 D=640 H=2000

ART.	Top	RAL	
GARAGE010	Satin stainless steel	7035+7016	
GARAGE011	Rubberised steel	7035+7016	



3D

MODULE - DIM. (mm): W=1020 D=640 H=2000

ART.	Top	RAL	
GARAGE012	Satin stainless steel	7035+7016	
GARAGE013	Rubberised steel	7035+7016	



3D

MODULE - DIM. (mm): W=1020 D=640 H=2000

ART.	Top	RAL	
GARAGE014	Satin stainless steel	7035+7016	
GARAGE015	Rubberised steel	7035+7016	



3D

MODULE - DIM. (mm): W=1020 D=640 H=2000

ART.	Top	RAL	
GARAGE016	Satin stainless steel	7035+7016	
GARAGE017	Rubberised steel	7035+7016	



3D

MODULE - DIM. (mm): W=1020 D=640 H=2000

ART.	Top	RAL	
GARAGE018	Satin stainless steel	7035+7016	
GARAGE019	Rubberised steel	7035+7016	



3D

MODULE - DIM. (mm): W=1020 D=640 H=2000

ART.	Top	RAL	
GARAGE020	Satin stainless steel	7035+7016	
GARAGE021	Rubberised steel	7035+7016	



3D

MODULE - DIM. (mm): W=1020 D=640 H=2000

ART.	Top	RAL	
GARAGE022	Satin stainless steel	7035+7016	
GARAGE023	Rubberised steel	7035+7016	



3D

MODULE - DIM. (mm): W=1428 D=640 H=2000

ART.	Top	RAL	
GARAGE024	Satin stainless steel	7035+7016	
GARAGE025	Rubberised steel	7035+7016	



3D

MODULE - DIM. (mm): W=1428 D=640 H=2000

ART.	Top	RAL	
GARAGE026	Satin stainless steel	7035+7016	
GARAGE027	Rubberised steel	7035+7016	



3D

MODULE - DIM. (mm): W=1428 D=640 H=2000

ART.	Top	RAL	
GARAGE028	Satin stainless steel	7035+7016	
GARAGE029	Rubberised steel	7035+7016	



3D

MODULE - DIM. (mm): W=1428 D=640 H=2000

ART.	Top	RAL	
GARAGE030	Satin stainless steel	7035+7016	
GARAGE031	Rubberised steel	7035+7016	



3D

MODULE - DIM. (mm): W=1428 D=640 H=2000

ART.	Top	RAL	
GARAGE032	Satin stainless steel	7035+7016	
GARAGE033	Rubberised steel	7035+7016	



3D

MODULE - DIM. (mm): W=1428 D=640 H=2000

ART.	Top	RAL	
GARAGE034	Satin stainless steel	7035+7016	
GARAGE035	Rubberised steel	7035+7016	



3D

MODULE - DIM. (mm): W=1734 D=640 H=2000

ART.	Top	RAL	
GARAGE036	Satin stainless steel	7035+7016	
GARAGE037	Rubberised steel	7035+7016	



3D

MODULE - DIM. (mm): W=1734 D=640 H=2000

ART.	Top	RAL	
GARAGE038	Satin stainless steel	7035+7016	



3D

MODULE - DIM. (mm): W=1734 D=640 H=2000

ART.	Top	RAL	
GARAGE039	Satin stainless steel	7035+7016	
GARAGE040	Rubberised steel	7035+7016	



3D

MODULE - DIM. (mm): W=1734 D=640 H=2000

ART.	Top	RAL	
GARAGE041	Satin stainless steel	7035+7016	
GARAGE042	Rubberised steel	7035+7016	



3D

MODULE - DIM. (mm): W=1734 D=640 H=2000

ART.	Top	RAL	
GARAGE043	Satin stainless steel	7035+7016	
GARAGE044	Rubberised steel	7035+7016	



3D

MODULE - DIM. (mm): W=1734 D=640 H=2000

ART.	Top	RAL	
GARAGE045	Satin stainless steel	7035+7016	
GARAGE046	Rubberised steel	7035+7016	





3D

MODULE - DIM. (mm): W=2040 D=640 H=2000

ART.	Top	RAL	
GARAGE047	Satin stainless steel	7035+7016	
GARAGE048	Rubberised steel	7035+7016	



3D

MODULE - DIM. (mm): W=2040 D=640 H=2000

ART.	Top	RAL	
GARAGE049	Satin stainless steel	7035+7016	
GARAGE050	Rubberised steel	7035+7016	



3D

MODULE - DIM. (mm): W=2040 D=640 H=2000

ART.	Top	RAL	
GARAGE051	Satin stainless steel	7035+7016	
GARAGE052	Rubberised steel	7035+7016	



3D

MODULE - DIM. (mm): W=2040 D=640 H=2000

ART.	Top	RAL	
GARAGE053	Satin stainless steel	7035+7016	
GARAGE054	Rubberised steel	7035+7016	



3D

MODULE - DIM. (mm): W=2040 D=640 H=2000

ART.	Top	RAL	
GARAGE055	Satin stainless steel	7035+7016	
GARAGE056	Rubberised steel	7035+7016	



3D

MODULE - DIM. (mm): W=2040 D=640 H=2000

ART.	Top	RAL	
GARAGE057	Satin stainless steel	7035+7016	
GARAGE058	Rubberised steel	7035+7016	



3D

MODULE - DIM. (mm): W=2040 D=640 H=2000

ART.	Top	RAL	
GARAGE059	Satin stainless steel	7035+7016	
GARAGE060	Rubberised steel	7035+7016	



3D

MODULE - DIM. (mm): W=2040 D=640 H=2000

ART.	Top	RAL	
GARAGE061	Satin stainless steel	7035+7016	
GARAGE062	Rubberised steel	7035+7016	



3D

MODULE - DIM. (mm): W=2040 D=640 H=2000

ART.	Top	RAL	
GARAGE063	Satin stainless steel	7035+7016	
GARAGE064	Rubberised steel	7035+7016	

Courtesy of Trident Motorsport





3D

MODULE - DIM. (mm): W=754 D=754 H=2000

ART.	Top	RAL
GARAGE112	Satin stainless steel	7035+7016
GARAGE113	Rubberised steel	7035+7016



3D

MODULE - DIM. (mm): W=714 D=754 H=2000

ART.	Top	RAL
GARAGE114	Satin stainless steel	7035+7016
GARAGE115	Rubberised steel	7035+7016



3D

MODULE - DIM. (mm): W=583 D=600 H=921

ART.	RAL
GARAGE116	7035+7016





CABINET WITH HINGED DOORS

Pair of filler strips for cabinet



3D

PERFOM - DIM. (mm): W=512 D=640 H=2000

ART.	RAL	
GARAGE065	7035+7016	



3D

PERFOM - DIM. (mm): W=512 D=640 H=2000

ART.	RAL	
GARAGE066	7035+7016	



see page 364

CABINET WITH HINGED DOORS



3D

PERFOM - DIM. (mm): W=1023 D=640 H=2000

ART.	RAL	
GARAGE068	7035+7016	



3D

PERFOM - DIM. (mm): W=1023 D=640 H=2000

ART.	RAL	
GARAGE069	7035+7016	



3D

PERFOM - DIM. (mm): W=1023 D=640 H=2000

ART.	RAL	
GARAGE072	7035+7016	



3D

PERFOM - DIM. (mm): W=1023 D=640 H=2000

ART.	RAL	
GARAGE073	7035+7016	





CABINET WITH SLIDING DOORS

Pair of uprights



3D

PERFOM - DIM. (mm): W=1020 D=640 H=2000

ART.	RAL	
GARAGE074	7035+7016	



3D

PERFOM - DIM. (mm): W=1020 D=640 H=2000

ART.	RAL	
GARAGE076	7035+7016	



3D

PERFOM - DIM. (mm): W=1427 D=640 H=2000

ART.	RAL	
GARAGE077	7035+7016	



3D

PERFOM - DIM. (mm): W=1427 D=640 H=2000

ART.	RAL	
GARAGE079	7035+7016	



CABINET WITH SLIDING DOORS

Pair of uprights



3D

PERFOM - DIM. (mm): W=2040 D=640 H=2000

ART.	RAL	
GARAGE080	7035+7016	



3D

PERFOM - DIM. (mm): W=2040 D=640 H=2000

ART.	RAL	
GARAGE082	7035+7016	

ACCESSORIES



ELECTRICAL WINDER WITH SCHUKO SOCKET

ART.	Cable length (m)	Type of socket	Volt	Watt	
MBR13S0V0V00100	20	Schuko	230	1600	



WINDER FOR COMPRESSED AIR

ART.	Cable length (m)	Max MPa pressure	Ø mm	
MBR13S0V0V00200	14	1,5	10	



ROLL FOR WINDER


ART.	
MBR13S0V0V00339	




PLATE FOR WINDER

To be fastened to the back of the cabinet

ART.	
MBR13S0V0V00499	



1. Technical cabinet W=560 mm configured for door
2. Module: Roll for winder



3. Module: 4-socket power strip
4. Module: 2-socket power strip



**DIVIDING MATERIAL**

**36X27 EH W= 717 mm**



ART.	Suitable for drawer H mm	components	
FFH10051000	50/300	3 x 3-channel divider 9 x 4-channel divider 12 x Transversal divider W=47 mm 36 x Transversal divider W=36 mm	



ART.	Suitable for drawer H mm	components	
FFH10051300	50/300	18 x Transversal divider W=47 mm 12 x Transversal divider W=73 mm 6 x 2-channel divider 6 x 3-channel divider	



ART.	Suitable for drawer H mm	components	
FFH10051500	50/300	20 x Transversal divider W=36 mm 20 x Transversal divider W=47 mm 6 x 3-channel divider 5 x 4-channel divider 1 x Allen key holder	



ART.	Suitable for drawer H mm	components	
FFH10071800	75	16 x 75x75 mm Divider box 8 x 150x75 mm Divider box 4 x 150x150 mm Divider box	



ART.	Suitable for drawer H mm	components	
FFH10071600	75	12 x 150x75 mm Divider box	
FFH10101600	100/125	6 x 150x150 mm Divider box	



ART.	Suitable for drawer H mm	components	
FFH10070500	75		
FFH10100500	100/125	2 x Longitudinal slotted divider W=457 mm	
FFH10150500	150/175	3 x Transversal divider w=202 mm	
FFH10200500	200/250		



**DIVIDING MATERIAL**

54X27 EH W= 1023 mm



ART.	Suitable for drawer H mm	components	
FFH40051200	50/300	15 x Transversal divider W=36 mm 10 x Transversal divider W=47 mm 6 x Transversal divider W=73 mm 6 x 2-channel divider 6 x 3-channel divider 6 x 4-channel divider	



ART.	Suitable for drawer H mm	components	
FFH40051500	50/300	30 x Transversal divider W=36 mm 10 x Transversal divider W=47 mm 6 x 3-channel divider 12 x 4-channel divider	




ART.	Suitable for drawer H mm	components	
FFH40071100	75	18 x 150x150 mm Divider box	
FFH40101100	100/125		



ART.	Suitable for drawer H mm	components	
FFH40071300	75	12 x 150x75 mm Divider box 12 x 150x150 mm Divider box	
FFH40101300	100/125		



ART.	Suitable for drawer H mm	components	
FFH40071600	75	20 x 75x75 mm Divider box 14 x 150x75 mm Divider box 6 x 150x150 mm Divider box	



ART.	Suitable for drawer H mm	components	
FFH40070500	75	4 x Longitudinal slotted divider W=457 mm 2 x Transversal divider W=151 mm 3 x Transversal divider W=202 mm	
FFH40100500	100/125		
FFH40150500	150/175		
FFH40200500	200/250		



THE  
**BLOCK**

**UNIPOK**  
MIX AND MATCH



