
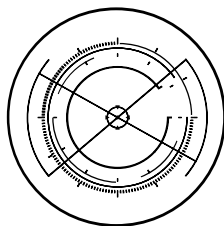


PERFOM

CABINETS WITH HINGED DOORS PRO SERIES



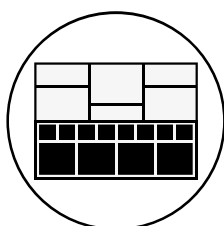
Perform hinged door cabinets are **multi-purpose solutions** that easily adapt to numerous environments and different uses. In fact, thanks to the **wide range of components** such as slotted shelves, perforated panels, drawers, cable runs, and watertight tanks, it is possible to transform Perform into tool cabinets, for ecology or for recharging. They are available in **three different widths** (512, 1023 or 1193 mm) and **two heights** (1000 or 2000 mm), all with a **555 mm depth**. Depending on the model chosen, it is possible to opt for **smooth, slotted or polycarbonate slotted doors**.



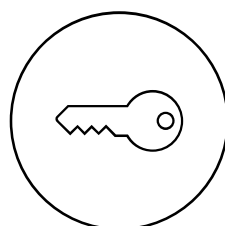
CONFIGURABLE



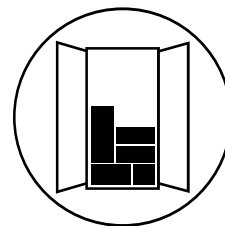
LOAD CAPACITY
800/1200 KG



DIVIDING
MATERIAL



KEY-OPERATED
CLOSURE



MOUNTED
CABINET +
ACCESSORIES
PACKED INSIDE
THE CABINET



CONFIGURE

ART.	W mm	D mm	H mm	KG	RAL
PERFOM15001	1193	555	1000	800	7035+7016
PERFOM15002	1193	555	1000	800	7035
PERFOM15003	1193	555	1000	800	5012

Made up of:

qty.	description
1	Cabinet with hinged doors
1	Kit with 2 slotted shelves



CONFIGURE

ART.	W mm	D mm	H mm	KG	RAL
PERFOM15004	1193	555	1000	800	7035+7016
PERFOM15005	1193	555	1000	800	7035
PERFOM15006	1193	555	1000	800	5012

Made up of:

qty.	description
1	Cabinet with hinged doors
1	Telescopic-extension drawer H=100 mm
1	Kit with 2 slotted shelves



CONFIGURE

ART.	W mm	D mm	H mm	KG	RAL
PERFOM15007	1193	555	1000	800	7035+7016
PERFOM15008	1193	555	1000	800	7035
PERFOM15009	1193	555	1000	800	5012

Made up of:

qty.	description
1	Cabinet with hinged doors
2	Telescopic-extension drawer H=100 mm
1	Kit with 2 slotted shelves



CONFIGURE

ART.	W mm	D mm	H mm	KG	RAL
PERFOM15010	1193	555	1000	800	7035+7016
PERFOM15011	1193	555	1000	800	7035
PERFOM15012	1193	555	1000	800	5012

Made up of:

qty.	description
1	Cabinet with hinged doors
3	Telescopic-extension drawer H=100 mm
1	Slotted shelf





24x27 EH

54x27 EH

64x27 EH

1193 mm 555 mm

1078x449



CONFIGURE

ART.	W mm	D mm	H mm	KG	RAL	
PERFOM17001	1193	555	2000	1200	7035+7016	
PERFOM17002	1193	555	2000	1200	7035	
PERFOM17003	1193	555	2000	1200	5012	

Made up of:

qty.	description
1	Cabinet with hinged doors
2	Kit with 2 slotted shelves



CONFIGURE

ART.	W mm	D mm	H mm	KG	RAL	
PERFOM17004	1193	555	2000	1200	7035+7016	
PERFOM17005	1193	555	2000	1200	7035	
PERFOM17006	1193	555	2000	1200	5012	

Made up of:

qty.	description
1	Cabinet with hinged doors
3	Telescopic-extension drawer H=100 mm
2	Kit with 2 slotted shelves



CONFIGURE

ART.	W mm	D mm	H mm	KG	RAL	
PERFOM17007	1193	555	2000	1200	7035+7016	
PERFOM17008	1193	555	2000	1200	7035	
PERFOM17009	1193	555	2000	1200	5012	

Made up of:

qty.	description
1	Cabinet with hinged doors
9	Telescopic-extension drawer H=100 mm
1	Kit with 2 slotted shelves



CONFIGURE 

ART.	W mm	D mm	H mm		RAL
PERFORM11001	512	555	1000	800	7035+7016
FAA1120C00108	512	555	1000	800	7035
FAA1120C00104	512	555	1000	800	5012

Made up of:

qty.	description
1	Cabinet with hinged doors
1	Kit with 2 slotted shelves



CONFIGURE 

ART.	W mm	D mm	H mm		RAL
PERFORM11004	512	555	1000	800	7035+7016
PERFORM11005	512	555	1000	800	7035
PERFORM11006	512	555	1000	800	5012

Made up of:

qty.	description
1	Cabinet with hinged doors
1	Simple-extension drawer H=100 mm
1	Kit with 2 slotted shelves



CONFIGURE 

ART.	W mm	D mm	H mm		RAL
PERFORM11010	512	555	1000	800	1004
PERFORM11011	512	555	1000	800	7035+7016
PERFORM11012	512	555	1000	800	7035
PERFORM11013	512	555	1000	800	5012

Made up of:


qty.	description
1	Cabinet with slotted hinged doors
1	Kit with 2 sealed internal liquid collection tanks capacity 9 L



see page 364



CONFIGURE 

ART.	W mm	D mm	H mm		RAL
				wheel set	
PERFORM11017	519	555	1409	225	7035+7016
PERFORM11018	519	555	1409	225	7035
PERFORM11019	519	555	1409	225	5012

Made up of:

qty.	description
1	Cabinet with hinged doors
1	Stand
1	Simple-extension drawer H=100 mm
1	Kit with 2 slotted shelves
1	Pair of wheel holder plates
1	Kit with standard rubber wheels Ø 100 mm



CONFIGURE

ART.	W mm	D mm	H mm	KG	RAL
PERFOM12001	1023	555	1000	800	7035+7016
FAA1220C00108	1023	555	1000	800	7035
FAA1220C00104	1023	555	1000	800	5012

Made up of:

qty.	description
1	Cabinet with hinged doors
1	Kit with 2 slotted shelves



CONFIGURE

ART.	W mm	D mm	H mm	KG	RAL
PERFOM12004	1023	555	1000	800	7035+7016
PERFOM12005	1023	555	1000	800	7035
PERFOM12006	1023	555	1000	800	5012

Made up of:

qty.	description
1	Cabinet with hinged doors
1	Simple-extension drawer H=100 mm
1	Kit with 2 slotted shelves



CONFIGURE

ART.	W mm	D mm	H mm	KG	RAL
PERFOM12007	1023	555	1000	800	7035+7016
PERFOM12008	1023	555	1000	800	7035
PERFOM12009	1023	555	1000	800	5012

Made up of:

qty.	description
1	Cabinet with hinged doors
3	Simple-extension drawer H=100 mm
1	Slotted shelf



CONFIGURE

ART.	W mm	D mm	H mm	KG	RAL
PERFOM12010	1023	555	1000	800	7035+7016
PERFOM12011	1023	555	1000	800	7035
PERFOM12012	1023	555	1000	800	5012

Made up of:

qty.	description
1	Cabinet with slotted hinged doors
1	Kit with 2 perforated shelves/panels
1	Raceway for power strips
2	Schuko 2-socket power strip
1	Schuko 4-socket power strip
1	Differential magnetic-thermal circuit breaker
1	Wieland Schuko/FR connection cable





CONFIGURE

ART.	W mm	D mm	H mm	KG	RAL
PERFOM12013	1048	600	1027	800	1004
PERFOM12014	1048	600	1027	800	7035+7016
PERFOM12015	1048	600	1027	800	7035
PERFOM12016	1048	600	1027	800	5012

Made up of:

qty.	description
1	Cabinet with slotted hinged doors
1	Slotted shelf
1	Sealed external liquid collection tray capacity 59 L



see page 364



CONFIGURE

ART.	W mm	D mm	H mm	KG	RAL
PERFOM12017	1023	555	1000	800	1004
PERFOM12018	1023	555	1000	800	7035+7016
PERFOM12019	1023	555	1000	800	7035
PERFOM12020	1023	555	1000	800	5012

Made up of:

qty.	description
1	Cabinet with slotted hinged doors
1	Kit with 2 sealed internal liquid collection tanks capacity 19 L



see page 364



CONFIGURE

ART.	W mm	D mm	H mm	KG	RAL
PERFOM12025	1048	600	1027	800	6011

Made up of:

qty.	description
1	Cabinet with slotted hinged doors
1	Slotted shelf
1	Sealed external liquid collection tray capacity 59 L



see page 364



CONFIGURE

ART.	W mm	D mm	H mm	KG	RAL
PERFOM12021	1023	555	1000	800	3020
PERFOM12022	1023	555	1000	800	7035+7016
PERFOM12023	1023	555	1000	800	7035
PERFOM12024	1023	555	1000	800	5012

Made up of:

qty.	description
1	Cabinet with slotted hinged doors
1	Kit with 2 slotted shelves



24x27 EH

54x27 EH

64x27 EH

1023 mm 555 mm

908x449



CONFIGURE

ART.	W mm	D mm	H mm	KG	RAL
PERFOM14001	1023	555	2000	1200	7035+7016
FAA1420C00108	1023	555	2000	1200	7035
FAA1420C00104	1023	555	2000	1200	5012

Made up of:

qty.	description
1	Cabinet with hinged doors
1	Kit with 4 slotted shelves



CONFIGURE

ART.	W mm	D mm	H mm	KG	RAL
PERFOM14004	1023	555	2000	1200	7035+7016
PERFOM14005	1023	555	2000	1200	7035
PERFOM14006	1023	555	2000	1200	5012

Made up of:

qty.	description
1	Cabinet with hinged doors
3	Simple-extension drawer H=100 mm
1	Kit with 4 slotted shelves



CONFIGURE

ART.	W mm	D mm	H mm	KG	RAL
PERFOM14007	1023	555	2000	1200	7035+7016
PERFOM14008	1023	555	2000	1200	7035
PERFOM14009	1023	555	2000	1200	5012

Made up of:

qty.	description
1	Polycarbonate slotted hinged door cabinet
1	Kit with 4 slotted shelves



CONFIGURE

ART.	W mm	D mm	H mm	KG	RAL
PERFOM14019	1023	555	2000	1200	7035+7016
PERFOM14020	1023	555	2000	1200	7035
PERFOM14021	1023	555	2000	1200	5012

Made up of:

qty.	description
1	Cabinet with slotted hinged doors
1	Sealed inner liquid collection tray with 19 l capacity
1	Kit with slotted shelf with 2 dividers and 6 tanks with ball valve
1	Kit with 2 slotted shelves



CONFIGURE

ART.	W mm	D mm	H mm	KG	RAL
PERFOM14022	1048	600	2027	1200	7035+7016
PERFOM14023	1048	600	2027	1200	7035
PERFOM14024	1048	600	2027	1200	5012

Made up of:

qty.	description
1	Cabinet with slotted hinged doors
1	Sealed inner liquid collection tray with 19 l capacity
3	Kit with slotted shelf with 2 dividers and 6 tanks with ball valve
1	Slotted shelf
1	Sealed external liquid collection tray capacity 59 L





24x27 EH

54x27 EH

64x27 EH

1023 mm 555 mm

908x449



CONFIGURE

ART.	W mm	D mm	H mm	KG	RAL	
PERFOM14056	1048	600	2027	1200	6011	

Made up of:

qty.	description
1	Cabinet with slotted hinged doors
1	Kit with 3 slotted shelves
1	Sealed external liquid collection tray capacity 59 L



see page 364



CONFIGURE

ART.	W mm	D mm	H mm	KG	RAL	
PERFOM14057	1023	555	2000	1200	6011	

Made up of:

qty.	description
1	Cabinet with slotted hinged doors
2	Kit with 2 sealed internal liquid collection tanks capacity 19 L



see page 364



CONFIGURE

ART.	W mm	D mm	H mm	KG	RAL	
PERFOM14058	1023	555	2000	1200	7035	

Made up of:

qty.	description
1	Polycarbonate slotted hinged door cabinet
2	Kit with 2 sealed internal liquid collection tanks capacity 19 L



see page 364



CONFIGURE

ART.	W mm	D mm	H mm	KG	RAL
PERFOM14025	1048	600	2027	1200	1004
PERFOM14026	1048	600	2027	1200	7035+7016
PERFOM14027	1048	600	2027	1200	7035
PERFOM14028	1048	600	2027	1200	5012

Made up of:

qty.	description
1	Cabinet with slotted hinged doors
1	Kit with 3 slotted shelves
1	Sealed external liquid collection tray capacity 59 L



see page 364



CONFIGURE

ART.	W mm	D mm	H mm	KG	RAL
PERFOM14029	1023	555	2000	1200	1004
PERFOM14030	1023	555	2000	1200	7035+7016
PERFOM14031	1023	555	2000	1200	7035
PERFOM14032	1023	555	2000	1200	5012

Made up of:

qty.	description
1	Cabinet with slotted hinged doors
2	Kit with 2 sealed internal liquid collection tanks capacity 19 L



see page 364



CONFIGURE

ART.	W mm	D mm	H mm	RAL
PERFOM14033	1023	555	2000	3020

Made up of:

qty.	description
1	Cabinet with safe-crash slotted hinged doors
1	Kit with 3 slotted shelves
1	Perforated shelf-panel
1	Partition
1	Kit with hanging rail





CONFIGURE 

PATENTED

ART.	W mm	D mm	H mm	 kg	RAL
PERFOM14034	1023	555	2000	1200	7035+7016
PERFOM14035	1023	555	2000	1200	7035
PERFOM14036	1023	555	2000	1200	5012

Made up of:

qty.	description	qty.	description
1	Cabinet with slotted hinged doors	1	Differential magnetic-thermal circuit breaker
2	Kit with 2 perforated shelves/panels	1	Wieland connection cable with in/out plugs
2	Raceway for power strips	2	Wieland Schuko/FR connection cable
1	Grille for fans	1	Roll holder kit with roll Ø=240 mm
2	230 V fan without grille with Schuko plug	1	Unipok tool hook - 30-piece pack
4	Schuko 2-socket power strip	2	Large reversible shelf
3	Schuko 4-socket power strip		



CONFIGURE

ART.	W mm	D mm	H mm	KG	RAL
PERFOM14037	1023	555	2000	1200	7035+7016
PERFOM14038	1023	555	2000	1200	7035
PERFOM14039	1023	555	2000	1200	5012

Made up of:

qty.	description
1	Polycarbonate slotted hinged door cabinet
2	Kit with 2 perforated shelves/panels
3	Raceway for power strips
6	Schuko 2-socket power strip
3	Schuko 4-socket power strip
1	Differential magnetic-thermal circuit breaker
2	Wieland connection cable with in/out plugs
1	Wieland Schuko/FR connection cable



CONFIGURE

ART.	W mm	D mm	H mm	KG	RAL
PERFOM14040	1023	555	2000	1200	7035+7016
PERFOM14041	1023	555	2000	1200	7035
PERFOM14042	1023	555	2000	1200	5012

Made up of:

qty.	description
1	Cabinet with slotted hinged doors
2	Kit with 2 perforated shelves/panels
2	Raceway for power strips
2	Bar mount for Picking Box bins size 1/2
2	Kit of 3 Picking Box Air bins size 2
4	Schuko 2-socket power strip
2	Schuko 4-socket power strip
1	Differential magnetic-thermal circuit breaker
1	Wieland connection cable with in/out plugs
1	Wieland Schuko/FR connection cable
1	Roll holder kit with roll Ø=240 mm
2	Unipok tool hook - 30-piece pack
2	Large reversible shelf



CONFIGURE

ART.	W mm	D mm	H mm	KG	RAL
PERFOM14043	1023	555	2000	1200	7035+7016
PERFOM14044	1023	555	2000	1200	7035
PERFOM14045	1023	555	2000	1200	5012

Made up of:

qty.	description
1	Cabinet with slotted hinged doors
2	Kit with 2 perforated shelves/panels
2	Raceway for power strips
2	Schuko 2-socket power strip
2	Schuko 4-socket power strip
1	Wieland connection cable with in/out plugs
1	Wieland Schuko/FR connection cable





CONFIGURE



ART.	W mm	D mm	H mm	KG	RAL
PERFOM14049	1023	555	2000	1200	7035+7016
PERFOM14050	1023	555	2000	1200	7035
PERFOM14051	1023	555	2000	1200	5012

Made up of:

qty.	description
1	Cabinet with hinged doors
3	Simple-extension drawer H=100 mm
2	Kit with 2 perforated shelves/panels
4	Bar mount for Picking Box bins size 1/2
4	Kit of 3 Picking Box Air bins size 2
4	Unipok tool hook - 30-piece pack



CONFIGURE

ART.	W mm	D mm	H mm		RAL	
PERFOM14052	1023	555	2000	1200	7035+7016	
PERFOM14053	1023	555	2000	1200	7035	
PERFOM14054	1023	555	2000	1200	5012	

Made up of:

qty.	description
1	Cabinet with hinged doors
3	Simple-extension drawer H=100 mm
4	Telescopic-extension drawer H=150 mm
1	Kit with 2 slotted shelves



CONFIGURE

ART.	W mm	D mm	H mm		RAL	
PERFOM14046	1023	555	2000	1200	7035+7016	
PERFOM14047	1023	555	2000	1200	7035	
PERFOM14048	1023	555	2000	1200	5012	

Made up of:

qty.	description
1	Cabinet with hinged doors
3	Simple-extension drawer H=100 mm
2	Pair of perforated panels for hinged doors
2	Kit with 2 perforated shelves/panels
14	Bar mount for Picking Box bins size 1/2
10	Kit of 4 Picking Box Air bins size 1
4	Kit of 3 Picking Box Air bins size 2
1	Roll holder kit with roll Ø=240 mm
4	Unipok tool hook - 30-piece pack
2	Large reversible shelf



CONFIGURE

ART.	W mm	D mm	H mm		RAL	
PERFOM14010	1023	555	2000	1200	7035+7016	
PERFOM14011	1023	555	2000	1200	7035	
PERFOM14012	1023	555	2000	1200	5012	

Made up of:

qty.	description
1	Cabinet with slotted hinged doors
1	Kit with 3 slotted shelves
1	Perforated shelf-panel
1	Partition
1	Kit with hanging rail





CONFIGURE 

HINGED DOOR CABINET 24X27 EH

ART.	W mm	D mm	H mm	 KG	RAL	
FAA1120C000PD	512	555	1000	800	7035+7016	
FAA1120C00008	512	555	1000	800	7035	
FAA1120C00004	512	555	1000	800	5012	



CONFIGURE 

HINGED DOOR CABINET 54X27 EH

ART.	W mm	D mm	H mm	 KG	RAL	
FAA1220C000PD	1023	555	1000	800	7035+7016	
FAA1220C00008	1023	555	1000	800	7035	
FAA1220C00004	1023	555	1000	800	5012	



CONFIGURE 

HINGED DOOR CABINET 64X27 EH

ART.	W mm	D mm	H mm	 KG	RAL	
FAA1520C000PD	1193	555	1000	800	7035+7016	
FAA1520C00008	1193	555	1000	800	7035	
FAA1520C00004	1193	555	1000	800	5012	

PERFOM

COMPONENTS



HINGED DOOR CABINET 64X27 EH

ART.	W mm	D mm	H mm	KG	RAL	
FAA1720C000PD	1193	555	2000	1200	7035+7016	
FAA1720C00008	1193	555	2000	1200	7035	
FAA1720C00004	1193	555	2000	1200	5012	

CONFIGURE



HINGED DOOR CABINET 54X27 EH

ART.	W mm	D mm	H mm	KG	RAL	
FAA1420C000PD	1023	555	2000	1200	7035+7016	
FAA1420C00008	1023	555	2000	1200	7035	
FAA1420C00004	1023	555	2000	1200	5012	

CONFIGURE



LOAD CAPACITY



RAL 7035 + RAL 7016



RAL 5012



RAL 7035

COMPONENTS



CONFIGURE 

SLOTTED HINGED DOOR CABINET 24X27 EH

ART.	W mm	D mm	H mm	 KG	RAL	
FAA1130C000PD	512	555	1000	800	7035+7016	
FAA1130C00008	512	555	1000	800	7035	
FAA1130C00004	512	555	1000	800	5012	
FAA1130C00030	512	555	1000	800	1004	



CONFIGURE 

SLOTTED HINGED DOOR CABINET 54X27 EH

ART.	W mm	D mm	H mm	 KG	RAL	
FAA1230C000PD	1023	555	1000	800	7035+7016	
FAA1230C00008	1023	555	1000	800	7035	
FAA1230C00004	1023	555	1000	800	5012	
FAA1230C00030	1023	555	1000	800	1004	
FAA1230C0002Y	1023	555	1000	800	3020	
FAA1230C00002	1023	555	1000	800	6011	



CONFIGURE 

SLOTTED HINGED DOOR CABINET 54X27 EH

ART.	W mm	D mm	H mm	 KG	RAL	
FAA1430C000PD	1023	555	2000	1200	7035+7016	
FAA1430C00008	1023	555	2000	1200	7035	
FAA1430C00004	1023	555	2000	1200	5012	
FAA1430C00030	1023	555	2000	1200	1004	
FAA1430C00002	1023	555	2000	1200	6011	




PERFORM

COMPONENTS



CONFIGURE 


POLYCARBONATE SLOTTED HINGED DOOR CABINET 54X27 EH

ART.	W mm	D mm	H mm	 KG	RAL	
FAA1440C000PD	1023	555	2000	1200	7035+7016	
FAA1440C00008	1023	555	2000	1200	7035	
FAA1440C00004	1023	555	2000	1200	5012	



CONFIGURE 

CABINET WITH SAFE-CRASH SLOTTED HINGED DOORS 54X27 EH

ART.	W mm	D mm	H mm	 KG	RAL	
FAA1440C05C2Y	1023	555	2000	1200	3020	



LOAD CAPACITY



RAL 7035 + RAL 7016



RAL 1004



RAL 3020



RAL 5012



RAL 6011



RAL 7035



3-EDGE TOP SHELF COATED WITH PVC

ART.	W mm	D mm	H mm	colour
FAC9911290007	514	558	31	Black
FAC9912290007	1024	558	31	Black
FAC9915290007	1194	558	31	Black



RUBBER LINED STEEL TOP

ART.	W mm	D mm	H mm	colour
FAC9911360007	512	555	32	Black
FAC9912360007	1023	555	32	Black
FAC9915360007	1193	555	32	Black



SLOTTED SHELF D=500 mm

ART.	W mm	D mm	H mm	KG	Finish
FAC9911010099	484	500	35	120	Galvanised
FAC9912010099	995	500	35	120	Galvanised
FAC9915010099	1165	500	35	120	Galvanised

KIT WITH SLOTTED SHELVES D=500 mm

ART.	W mm	D mm	H mm	no. of shelves	KG	Finish
FAC9911020099	484	500	35	2	120	Galvanised
FAC9911030099	484	500	35	3	120	Galvanised
FAC9912020099	995	500	35	2	120	Galvanised
FAC9912030099	995	500	35	3	120	Galvanised
FAC9912040099	995	500	35	4	120	Galvanised
FAC9915020099	1165	500	35	2	120	Galvanised
FAC9915030099	1165	500	35	3	120	Galvanised



KIT WITH SLOTTED SHELVES D=345 mm

ART.	W mm	D mm	H mm	no. of shelves	KG	Finish
FAC9912050099	995	345	35	2	100	Galvanised
FAC9912060099	995	345	35	3	100	Galvanised



PAIR OF PERFORATED PANELS FOR HINGED DOORS

It is possible to apply up to one pair of panels per door

ART.	W mm	D mm	H mm	Hole dim. mm	Pitch mm	RAL
FAC9912250039	381	20	824	10x10	38	7016



PERFORM

COMPONENTS



KIT OF 4 PICKING BOX AIR BINS SIZE 1

ART.	overall dimensions			colour	
	W mm	D mm	H mm		
FBLIT0600LQ	108	173	76	Grey	
FBLIT060039	108	173	76	Black	
FBLIT060032	108	173	76	Blue	
FBLIT06001Z	108	173	76	Yellow	
FBLIT06002Y	108	173	76	Red	
FBLIT06004Q	108	173	76	Green	



KIT OF 3 PICKING BOX AIR BINS SIZE 2

ART.	overall dimensions			colour	
	W mm	D mm	H mm		
FBLIT0610LQ	160	234	127	Grey	
FBLIT061039	160	234	127	Black	
FBLIT061032	160	234	127	Blue	
FBLIT06101Z	160	234	127	Yellow	
FBLIT06102Y	160	234	127	Red	
FBLIT06104Q	160	234	127	Green	



BAR MOUNT FOR PICKING BOX BINS SIZE 1/2

ART.	W mm	D mm	H mm	Finish	
FBLIT020099	445	14	89	Galvanised	



Example of application of the 4 container kit size 1 on coupling bar



Example of application of the 3 container kit size 2 on coupling bar


PERFORATED SHELF-PANEL

PERFORATED SHELF-PANEL

ART.	W mm	D mm	H mm	KG	Hole dim. mm	Pitch mm	RAL	
FAC9912070039	995	500	30	120-50	10x10	38	7016	
FAC9912070008	995	500	30	120-50	10x10	38	7035	
FAC9912070004	995	500	30	120-50	10x10	38	5012	

Applicable in 3 different positions:

Vertical perforated panel



Horizontal shelf



4-edge perforated shelf



KIT WITH PERFORATED SHELVES-PANELS

ART.	W mm	D mm	H mm	no. of shelves	KG	Hole dim. mm	Pitch mm	RAL	
FAC9912080008	995	500	30	2	120-50	10x10	38	7035	
FAC9912080004	995	500	30	2	120-50	10x10	38	5012	
FAC9912080039	995	500	30	2	120-50	10x10	38	7016	



LOAD CAPACITY



RAL 5012



RAL 7016



RAL 7035



GALVANISED



SIMPLE-EXTENSION DRAWERS 24X27 EH

ART.	useful dimensions			KG		drawer front h mm	RAL	
	W mm	D mm	H mm					
FAC9911180008	398	449	85	50	88%	100	7035	
FAC9911180004	398	449	85	50	88%	100	5012	
FAC9911180039	398	449	85	50	88%	100	7016	



SIMPLE-EXTENSION DRAWERS 54X27 EH

ART.	useful dimensions			KG		drawer front h mm	RAL	
	W mm	D mm	H mm					
FAC9912180008	908	449	85	50	88%	100	7035	
FAC9912180004	908	449	85	50	88%	100	5012	
FAC9912180039	908	449	85	50	88%	100	7016	



TELESCOPIC-EXTENSION DRAWERS 54X27 EH

ART.	useful dimensions			KG		drawer front h mm	RAL	
	W mm	D mm	H mm					
FAC9912190008	908	449	85	100	100%	100	7035	
FAC9912190004	908	449	85	100	100%	100	5012	
FAC9912190039	908	449	85	100	100%	100	7016	
FAC9912210008	908	449	135	100	100%	150	7035	
FAC9912210004	908	449	135	100	100%	150	5012	
FAC9912210039	908	449	135	100	100%	150	7016	



TELESCOPIC-EXTENSION DRAWERS 64X27 EH

ART.	useful dimensions			KG		drawer front h mm	RAL	
	W mm	D mm	H mm					
FAC9915190008	1078	449	85	100	100%	100	7035	
FAC9915190004	1078	449	85	100	100%	100	5012	
FAC9915190039	1078	449	85	100	100%	100	7016	

PERFORM

COMPONENTS



PLINTH FOR PALLET TRUCK COMPLETE WITH CLOSING ELEMENT

ART.	W mm	D mm	H mm	KG	RAL	
FAC9912170039	1018	550	100	1200	7016	
FAC9915170039	1188	550	100	1200	7016	



SEALED EXTERNAL LIQUID COLLECTION TRAY CAPACITY 59 L

ART.	W mm	D mm	H mm	KG	L	RAL	
FAC9912130039	1048	600	167	1200	59	7016	



see page 364



SEALED INNER LIQUID COLLECTION TRAYS

ART.	W mm	D mm	H mm	KG	L	Finish	
FAC9911090099	484	500	42	50	9	Galvanised	
FAC9912090099	995	500	42	50	19	Galvanised	

KIT WITH SEALED INTERNAL LIQUID COLLECTION TRAYS

ART.	W mm	D mm	H mm	KG	L	No. of trays	Finish	
FAC9911100099	484	500	42	50	9	2	Galvanised	
FAC9912100099	995	500	42	50	19	2	Galvanised	



KIT WITH SLOTTED SHELF WITH 2 DIVIDERS AND 6 TANKS WITH BALL VALVE

ART.	W mm	D mm	H mm	No. of tanks	L tanks	Shelf finish	
FAC9912280099	995	495	315	6	10	Galvanised	



LOAD CAPACITY



CAPACITY



EXTRACTION



RAL 5012



RAL 7016



RAL 7035



GALVANISED

PERFOM

COMPONENTS



RACEWAY FOR POWER STRIPS

ART.	W mm	D mm	H mm	RAL	
FAC9912220039	1008	64	140	7016	



POWER STRIP ARRANGEMENT FOR RACEWAY



- 1
- 2
- 3
- 3
- 4

- 1 magnetic-thermal circuit breaker
- 2 4-socket power strip
- 3 2-socket power strip
- 4 USB charging port



Raceway applied on the **top part** of the **perforated shelf-panel**



Raceway applied on the **bottom part** of the **perforated shelf-panel**



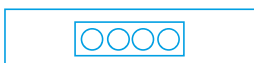
Raceway which can be **combined** with the **perforated shelf-panel** in the vertical position



SIDE SUPPORT FOR POWER STRIP

ART.	W mm	D mm	H mm	RAL	
FAC9912240039	10	463	77	7016	

POWER STRIP ARRANGEMENT FOR LATERAL SUPPORT



4-socket power strip



Application example with:
 1 support art. FAC9912240039
 1 power strip art. FBLET005007
 1 connection cable art. FBLET016007

COMPONENTS



GRILLE FOR FANS

ART.	W mm	D mm	H mm	RAL
FAC9912230039	994	123	136	7016

Application example with:
 1 grille art. FAC9912230039
 2 fans art. FAS32200100
 1 power strip art. FBLET005007
 1 connection cable art. FBLET016007



Grille applied on the **top part** of the cabinet **without** the aid of the **perforated shelf-panel**



Grille applied on the **top part** of the cabinet **with** the aid of the **perforated shelf-panel**



Grille applied on the **bottom part** of the cabinet **with** the aid of the **perforated shelf-panel**



230 V FAN WITHOUT GRILLE WITH SCHUKO PLUG

ART.	W mm	D mm	H mm	colour
FAS32200100	125	44	125	Black



see page 196



FBLET012007



FBLET004007



FBLET005007



FBLET016007



FBLET014007



FBLET020007



FBL99400008

LAMP APPLIED UNDER THE PERFORATED SHELF-PANEL



COMPONENTS



1. Stand
2. Simple-extension drawer H=100 mm
3. Pair of wheel holder plates
4. Kit with standard rubber wheels Ø 100 mm



STAND

ART.	W mm	D mm	H mm	RAL	
FAC9911340004	516	564	316	5012	
FAC9911340008	516	564	316	7035	
FAC9911340039	516	564	316	7016	



SIMPLE-EXTENSION DRAWERS 24X27 EH

ART.	useful dimensions			KG	🛑	drawer front h mm	RAL	
	W mm	D mm	H mm					
FAC9911180008	398	449	85	50	88%	100	7035	
FAC9911180004	398	449	85	50	88%	100	5012	
FAC9911180039	398	449	85	50	88%	100	7016	



FRONT CLOSING WALL FOR STAND

ART.	W mm	D mm	H mm	RAL	
FAC9911350004	454	60	101	5012	
FAC9911350008	454	60	101	7035	
FAC9911350039	454	60	101	7016	



PAIR OF WHEEL HOLDER PLATES

ART.	W mm	D mm	H mm	
FAC9911330099	114	550	13	



KIT WITH WHEELS

ART.	Ø mm	KG wheel set	H mm	material	🛑		
					🛑	🛑	
FKRD1002107	100	225	128	Standard rubber	2	2	
FKRB1252107	125	300	155	Standard rubber	2	2	
FKRU1252101	125	300	155	Non-marking synthetic rubber	2	2	
FKRS1252101	125	750	155	Elastic rubber	2	2	



SWIVEL WHEEL WITH BRAKE




FIXED WHEEL

PERFORM

COMPONENTS

1. Partition
2. Kit with hanging rail
3. Perforated shelf-panel
4. Slotted shelf
5. Simple-extension drawer H=100 mm



PARTITION

ART.	W mm	D mm	H mm	Pitch mm	RAL	
FAC9912260039	44	500	1616	25	7016	

KIT WITH HANGING RAIL

ART.	W mm	D mm	H mm	KG	Finish	
FAC9912270099	458	23	56	15	Galvanised	

PERFORATED SHELF-PANEL

ART.	W mm	D mm	H mm	KG	RAL	
FAC9912070039	995	500	30	120-50	7016	

SLOTTED SHELF D=500 mm


ART.	W mm	D mm	H mm	KG	Finish	
FAC9911010099	484	500	35	120	Galvanised	

KIT WITH SLOTTED SHELVES D=500 mm

ART.	W mm	D mm	H mm	no. of shelves	KG	Finish	
FAC9911020099	484	500	35	2	120	Galvanised	
FAC9911030099	484	500	35	3	120	Galvanised	


SIMPLE-EXTENSION DRAWERS 24X27 EH

ART.	useful dimensions			KG	EXTRACTION	drawer front h mm	RAL	
	W mm	D mm	H mm					
FAC9911180008	398	449	85	50	88%	100	7035	
FAC9911180004	398	449	85	50	88%	100	5012	
FAC9911180039	398	449	85	50	88%	100	7016	

W  512 mm




ART.	Suitable for drawer H mm	components	
FFH00500100	100	2 x Transversal divider W=202 mm 1 x Longitudinal slotted divider W=457 mm	

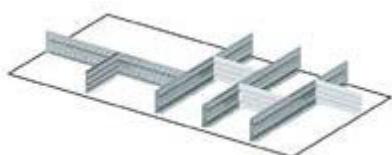


ART.	Suitable for drawer H mm	components	
FFH00500800	100/125	3 x 150x75 mm Divider box 6 x 150x150 mm Divider box	




ART.	Suitable for drawer H mm	components	
FFH00500900	100/125	15 x 150x75 mm Divider box	

W  1023 mm



ART.	Suitable for drawer H mm	components	
FFH02000100	100	4 x Longitudinal slotted divider W=457 mm 4 x Transversal divider W=151 mm	




ART.	Suitable for drawer H mm	components	
FFH02000200	100	5 x Longitudinal slotted divider W=457 mm 10 x Transversal divider W=151 mm	



ART.	Suitable for drawer H mm	components	
FFH02000600	100/125	12 x 150x75 mm Divider box 12 x 150x150 mm Divider box	




W 1193 mm



ART.	Suitable for drawer H mm	components	
FFH02500300	100	3 x Longitudinal slotted divider W=457 mm 1 x Longitudinal slotted divider W=610 mm 3 x Transversal divider W=151 mm 2 x Transversal divider W=168 mm 2 x Transversal divider W=304 mm	



ART.	Suitable for drawer H mm	components	
FFH02500400	100	3 x Longitudinal slotted divider W=457 mm 1 x Transversal divider W=168 mm 3 x Transversal divider W=304 mm	



ART.	Suitable for drawer H mm	components	
FFH02500600	100	10 x 150x75 mm Divider box 10 x 150x150 mm Divider box 2 x Longitudinal slotted divider W=457 mm 2 x Transversal divider W=134 mm 2 x Transversal divider W=202 mm	

PERFOM

CABINETS WITH SLIDING DOORS PRO SERIES



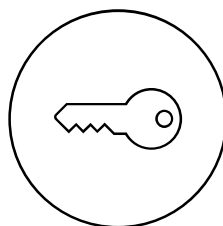
The Perform sliding door cabinet is perfect for installation in transit areas or if you are looking for **space-saving furniture** with a high storage capacity. It can have **three widths** (1020, 1428 or 2040 mm) and **two heights** (915 or 2000 mm) and **smooth, slotted or polycarbonate slotted doors**. Regardless of the model chosen, the **depth is 600 mm** and can accommodate a wide range of components such as slotted shelves, perforated panels, drawers, watertight tanks and electrical cable runs.



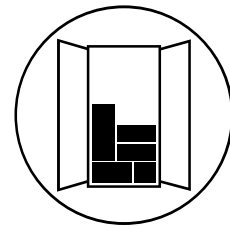
LOAD CAPACITY
800/1200 KG



DOOR WARRANTY



**KEY-OPERATED
CLOSURE**



**MOUNTED
CABINET +
ACCESSORIES
PACKED INSIDE
THE CABINET**





54x27 EH
1020 mm 600 mm

78x27 EH

54+54x27 EH



ART.	W mm	D mm	H mm	KG	RAL
PERFOM21001	1020	600	2000	1200	7035+7016
PERFOM21002	1020	600	2000	1200	7035
PERFOM21003	1020	600	2000	1200	5012

Made up of:

qty.	description
1	Cabinet with sliding doors
1	Kit with 4 slotted shelves

[CONFIGURE](#)



ART.	W mm	D mm	H mm	KG	RAL
PERFOM23001	1020	600	2000	1200	7035+7016

Made up of:

qty.	description	
1	Cabinet with slotted sliding doors	
2	Kit with 2 sealed internal liquid collection tanks capacity 19 L	see page 364

[CONFIGURE](#)



ART.	W mm	D mm	H mm	KG	RAL
PERFOM25001	1020	600	2000	1200	7035+7016

Made up of:

qty.	description
1	Cabinet with polycarbonate slotted sliding doors
1	Kit with 4 slotted shelves

[CONFIGURE](#)



54x27 EH
1020 mm 600 mm

78x27 EH

54+54x27 EH



ART.	W mm	D mm	H mm	KG	RAL
PERFOM20001	1020	600	915	800	7035+7016
PERFOM20002	1020	600	915	800	7035
PERFOM20003	1020	600	915	800	5012

Made up of:

qty.	description
1	Cabinet with sliding doors
1	Slotted shelf

[CONFIGURE](#)



ART.	W mm	D mm	H mm	KG	RAL
PERFOM22001	1020	600	915	800	7035+7016

Made up of:

qty.	description
1	Cabinet with slotted sliding doors
1	Kit with 2 sealed internal liquid collection tanks capacity 19 L



see page 364

[CONFIGURE](#)



ART.	W mm	D mm	H mm	KG	RAL
PERFOM24001	1020	600	915	800	7035+7016

Made up of:

qty.	description
1	Cabinet with polycarbonate slotted sliding doors
1	Slotted shelf

[CONFIGURE](#)



LOAD CAPACITY



RAL 7035+RAL 7016



RAL 5012



RAL 7035



54x27 EH

78x27 EH

54+54x27 EH

1428 mm 600 mm



ART.	W mm	D mm	H mm	KG	RAL
PERFOM21004	1428	600	2000	1200	7035+7016
PERFOM21005	1428	600	2000	1200	7035
PERFOM21006	1428	600	2000	1200	5012

Made up of:

qty.	description
1	Cabinet with sliding doors
2	Kit with 2 slotted shelves



ART.	W mm	D mm	H mm	KG	RAL
PERFOM25002	1428	600	2000	1200	7035+7016

Made up of:

qty.	description
1	Cabinet with polycarbonate slotted sliding doors
2	Kit with 2 slotted shelves





ART.	W mm	D mm	H mm	KG	RAL
PERFOM20004	1428	600	915	800	7035+7016
PERFOM20005	1428	600	915	800	7035
PERFOM20006	1428	600	915	800	5012

Made up of:

qty.	description
1	Cabinet with sliding doors
1	Slotted shelf

[CONFIGURE](#)



ART.	W mm	D mm	H mm	KG	RAL
PERFOM24002	1428	600	915	800	7035+7016

Made up of:

qty.	description
1	Cabinet with polycarbonate slotted sliding doors
1	Slotted shelf

[CONFIGURE](#)





54x27 EH

78x27 EH

54+54x27 EH

2040 mm 600 mm

908x449



ART.	W mm	D mm	H mm	per section	RAL
PERFOM21010	2040	600	2000	1200	7035+7016
PERFOM21011	2040	600	2000	1200	7035
PERFOM21012	2040	600	2000	1200	5012

Made up of:

qty.	description
1	Cabinet with sliding doors
6	Simple-extension drawer H=100 mm
2	Kit with 4 slotted shelves

[CONFIGURE](#)



ART.	W mm	D mm	H mm	per section	RAL
PERFOM23004	2040	600	2000	1200	7035+7016

Made up of:

qty.	description
1	Cabinet with slotted sliding doors
3	Kit with 2 perforated shelves/panels
1	Slotted shelf
1	Internal shelf in multiplex
1	Simple-extension drawer H=100 mm
2	Raceway for power strips
1	Side support for power strip
3	Schuko 4-socket power strip
4	Schuko 2-socket power strip
2	Wieland Schuko/FR connection cable
1	Wieland connection cable with in/out plugs
1	Pair of L-shaped brackets
1	Joint for plate
1	Monitor support plate with VESA standard
1	Reversible tray shelf



PATENTED

[CONFIGURE](#)



ART.	W mm	D mm	H mm	per section	RAL
PERFOM25004	2040	600	2000	1200	7035+7016

Made up of:

qty.	description		
1	Cabinet with polycarbonate slotted sliding doors		
4	Kit with 2 sealed internal liquid collection tanks capacity 19 L		

see page 364

[CONFIGURE](#)



ART.	W mm	D mm	H mm	per section	RAL
PERFOM21007	2040	600	2000	1200	7035+7016
PERFOM21008	2040	600	2000	1200	7035
PERFOM21009	2040	600	2000	1200	5012

Made up of:

qty.	description
1	Cabinet with sliding doors
2	Kit with 4 slotted shelves

[CONFIGURE](#)



ART.	W mm	D mm	H mm	per section	RAL
PERFOM23003	2040	600	2000	1200	7035+7016

Made up of:

qty.	description
1	Cabinet with slotted sliding doors
4	Kit with 2 sealed internal liquid collection tanks capacity 19 L



see page 364

[CONFIGURE](#)



ART.	W mm	D mm	H mm	per section	RAL
PERFOM25003	2040	600	2000	1200	7035+7016


Made up of:

qty.	description
1	Cabinet with polycarbonate slotted sliding doors
2	Kit with 4 slotted shelves

[CONFIGURE](#)






ART.	W mm	D mm	H mm	 per section	RAL	
PERFOM20007	2040	600	915	800	7035+7016	
PERFOM20008	2040	600	915	800	7035	
PERFOM20009	2040	600	915	800	5012	

Made up of:



qty.	description
1	Cabinet with sliding doors
2	Slotted shelf

[CONFIGURE](#) 




ART.	W mm	D mm	H mm	 per section	RAL	
PERFOM22002	2040	600	915	800	7035+7016	

Made up of:

qty.	description	
1	Cabinet with slotted sliding doors	
2	Kit with 2 sealed internal liquid collection tanks capacity 19 L	 see page 364

[CONFIGURE](#) 



ART.	W mm	D mm	H mm	 per section	RAL	
PERFOM24003	2040	600	915	800	7035+7016	

Made up of:

qty.	description
1	Cabinet with polycarbonate slotted sliding doors
2	Slotted shelf

[CONFIGURE](#) 



3D

CABINET WITH SLIDING DOORS 54X27 EH

ART.	W mm	D mm	H mm	KG	RAL	
FAA2010C000PD	1020	600	915	800	7035+7016	
FAA2010C00008	1020	600	915	800	7035	
FAA2010C00004	1020	600	915	800	5012	



3D

CABINET WITH SLIDING DOORS 78X27 EH

ART.	W mm	D mm	H mm	KG	RAL	
FAA2014C000PD	1428	600	915	800	7035+7016	
FAA2014C00008	1428	600	915	800	7035	
FAA2014C00004	1428	600	915	800	5012	



3D

CABINET WITH SLIDING DOORS 54+54X27 EH

ART.	W mm	D mm	H mm	KG per section	RAL	
FAA2020C000PD	2040	600	915	800	7035+7016	
FAA2020C00008	2040	600	915	800	7035	
FAA2020C00004	2040	600	915	800	5012	



3D

CABINET WITH SLIDING DOORS 54X27 EH

ART.	W mm	D mm	H mm	KG	RAL	
FAA2110C000PD	1020	600	2000	1200	7035+7016	
FAA2110C00008	1020	600	2000	1200	7035	
FAA2110C00004	1020	600	2000	1200	5012	



3D

CABINET WITH SLIDING DOORS 78X27 EH

ART.	W mm	D mm	H mm	KG	RAL	
FAA2114C000PD	1428	600	2000	1200	7035+7016	
FAA2114C00008	1428	600	2000	1200	7035	
FAA2114C00004	1428	600	2000	1200	5012	



3D

CABINET WITH SLIDING DOORS 54+54X27 EH

ART.	W mm	D mm	H mm	KG per section	RAL	
FAA2120C000PD	2040	600	2000	1200	7035+7016	
FAA2120C00008	2040	600	2000	1200	7035	
FAA2120C00004	2040	600	2000	1200	5012	



LOAD CAPACITY

RAL 7035+RAL 7016

RAL 5012

RAL 7035



CABINET WITH SLOTTED SLIDING DOORS 54X27 EH

ART.	W mm	D mm	H mm	KG	RAL	
FAA2210C000PD	1020	600	915	800	7035+7016	



CABINET WITH SLOTTED SLIDING DOORS 78X27 EH

ART.	W mm	D mm	H mm	KG	RAL	
FAA2214C000PD	1428	600	915	800	7035+7016	



CABINET WITH SLOTTED SLIDING DOORS 54+54X27 EH

ART.	W mm	D mm	H mm	KG per section	RAL	
FAA2220C000PD	2040	600	915	800	7035+7016	



CABINET WITH SLOTTED SLIDING DOORS 54X27 EH

ART.	W mm	D mm	H mm	KG	RAL	
FAA2310C000PD	1020	600	2000	1200	7035+7016	



CABINET WITH SLOTTED SLIDING DOORS 78X27 EH

ART.	W mm	D mm	H mm	KG	RAL	
FAA2314C000PD	1428	600	2000	1200	7035+7016	



CABINET WITH SLOTTED SLIDING DOORS 54+54X27 EH

ART.	W mm	D mm	H mm	KG per section	RAL	
FAA2320C000PD	2040	600	2000	1200	7035+7016	



CABINET WITH POLYCARBONATE SLOTTED SLIDING DOORS 54X27 EH

ART.	W mm	D mm	H mm		RAL	
FAA2410C000PD	1020	600	915	800	7035+7016	




CABINET WITH POLYCARBONATE SLOTTED SLIDING DOORS 78X27 EH

ART.	W mm	D mm	H mm		RAL	
FAA2414C000PD	1428	600	915	800	7035+7016	



CABINET WITH POLYCARBONATE SLOTTED SLIDING DOORS 54+54X27 EH

ART.	W mm	D mm	H mm	 per section	RAL	
FAA2420C000PD	2040	600	915	800	7035+7016	



CABINET WITH POLYCARBONATE SLOTTED SLIDING DOORS 54X27 EH

ART.	W mm	D mm	H mm		RAL	
FAA2510C000PD	1020	600	2000	1200	7035+7016	




CABINET WITH POLYCARBONATE SLOTTED SLIDING DOORS 78X27 EH

ART.	W mm	D mm	H mm		RAL	
FAA2514C000PD	1428	600	2000	1200	7035+7016	



CABINET WITH POLYCARBONATE SLOTTED SLIDING DOORS 54+54X27 EH

ART.	W mm	D mm	H mm	 per section	RAL	
FAA2520C000PD	2040	600	2000	1200	7035+7016	





TOP IN SATIN STAINLESS STEEL

ART.	W mm	D mm	H mm	material	Finish
FGG601006AX000A	1020	600	32	MDF	Satin stainless steel
FGG601406AX000A	1428	600	32	MDF	Satin stainless steel
FGG602006AX000A	2040	600	32	MDF	Satin stainless steel



RUBBER LINED STEEL TOP

ART.	W mm	D mm	H mm	material	Finish
FGG601006AG0007	1020	600	32	MDF	Rubberised steel
FGG601406AG0007	1428	600	32	MDF	Rubberised steel
FGG602006AG0007	2040	600	32	MDF	Rubberised steel



MULTIPLEX TOP

ART.	W mm	D mm	H mm	material
FGG601006BE0000	1020	600	30	Multiplex
FGG601406BE0000	1428	600	30	Multiplex
FGG602006BE0000	2040	600	30	Multiplex

SLOTTED SHELF D=500 mm

ART.	W mm	D mm	H mm	KG	Finish
FAC9912010099	995	500	35	120	Galvanised
FAC9814010099	1403	500	35	100	Galvanised



KIT WITH SLOTTED SHELVES D=500 mm


ART.	W mm	D mm	H mm	no. of shelves	KG	Finish
FAC9912020099	995	500	35	2	120	Galvanised
FAC9912030099	995	500	35	3	120	Galvanised
FAC9912040099	995	500	35	4	120	Galvanised
FAC9814020099	1403	500	35	2	100	Galvanised

COMPONENTS

PERFORATED SHELF-PANEL

Applicable in 3 different positions:

Vertical perforated panel




Horizontal shelf



4-edge perforated shelf



PERFORATED SHELF-PANEL



ART.	W mm	D mm	H mm		Hole dim. mm	Pitch mm	RAL
FAC9912070039	995	500	30	120-50	10x10	38	7016
FAC9912070008	995	500	30	120-50	10x10	38	7035
FAC9912070004	995	500	30	120-50	10x10	38	5012

KIT WITH PERFORATED SHELVES-PANELS

ART.	W mm	D mm	H mm	no. of shelves		Hole dim. mm	Pitch mm	RAL
FAC9912080008	995	500	30	2	120-50	10x10	38	7035
FAC9912080004	995	500	30	2	120-50	10x10	38	5012
FAC9912080039	995	500	30	2	120-50	10x10	38	7016



SIMPLE-EXTENSION DRAWERS 54X27 EH



ART.	useful dimensions					drawer front h mm	RAL
	W mm	D mm	H mm				
FAC9912180008	908	449	85	50	88%	100	7035
FAC9912180004	908	449	85	50	88%	100	5012
FAC9912180039	908	449	85	50	88%	100	7016

TELESCOPIC-EXTENSION DRAWERS 54X27 EH



ART.	useful dimensions					drawer front h mm	RAL
	W mm	D mm	H mm				
FAC9912190008	908	449	85	100	100%	100	7035
FAC9912190004	908	449	85	100	100%	100	5012
FAC9912190039	908	449	85	100	100%	100	7016
FAC9912210008	908	449	135	100	100%	150	7035
FAC9912210004	908	449	135	100	100%	150	5012
FAC9912210039	908	449	135	100	100%	150	7016



LOAD CAPACITY



EXTRACTION



RAL 5012



RAL 7016



RAL 7035



GALVANISED



SATIN STAINLESS STEEL

COMPONENTS



SEALED INNER LIQUID COLLECTION TRAYS

ART.	W mm	D mm	H mm	KG	L	Finish
FAC9911090099	484	500	42	50	9	Galvanised
FAC9912090099	995	500	42	50	19	Galvanised

KIT WITH SEALED INTERNAL LIQUID COLLECTION TRAYS

ART.	W mm	D mm	H mm	KG	L	No. of trays	Finish
FAC9911100099	484	500	42	50	9	2	Galvanised
FAC9912100099	995	500	42	50	19	2	Galvanised



RACEWAY FOR POWER STRIPS

ART.	W mm	D mm	H mm	RAL
FAC9912220039	1008	64	140	7016



POWER STRIP ARRANGEMENT FOR RACEWAY



- 1 magnetic-thermal circuit breaker
- 2 4-socket power strip
- 3 2-socket power strip
- 4 USB charging port



Raceway applied on the **top part** of the **perforated shelf-panel**



Raceway applied on the **bottom part** of the **perforated shelf-panel**



Raceway which can be **combined** with the **perforated shelf-panel** in the vertical position



SIDE SUPPORT FOR POWER STRIP

ART.	W mm	D mm	H mm	RAL
FAC9912240039	10	463	77	7016

POWER STRIP ARRANGEMENT FOR LATERAL SUPPORT



4-socket power strip



Application example with:
 1 support art. FAC9912240039
 1 power strip art. FBLET005007
 1 connection cable art. FBLET016007

PERFOM

COMPONENTS



GRILLE FOR FANS

ART.	W mm	D mm	H mm	RAL	
FAC9912230039	994	123	136	7016	

Application example with:
 1 grille art. FAC9912230039
 2 fans art. FAS32200100
 1 power strip art. FBLET005007
 1 connection cable art. FBLET016007



Grille applied on the **top part** of the cabinet **without** the aid of the **perforated shelf-panel**



Grille applied on the **top part** of the cabinet **with** the aid of the **perforated shelf-panel**



Grille applied on the **bottom part** of the cabinet **with** the aid of the **perforated shelf-panel**



230 V FAN WITHOUT GRILLE WITH SCHUKO PLUG

ART.	W mm	D mm	H mm	colour	
FAS32200100	125	44	125	Black	

IRONTEAM

see page 196



FBLET012007



FBLET004007



FBLET005007



FBLET016007



FBLET014007



FBLET020007



FBL99400008

LAMP APPLIED UNDER THE PERFORATED SHELF-PANEL



LOAD CAPACITY



CAPACITY



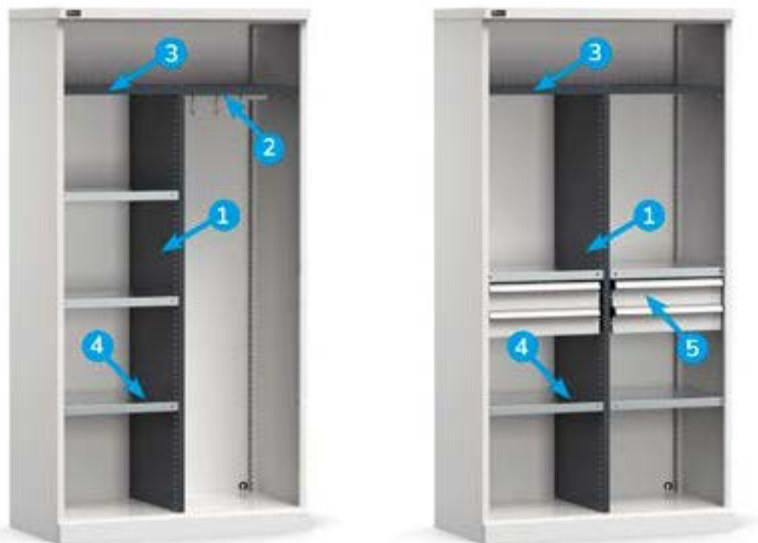
RAL 7016



GALVANISED

COMPONENTS

1. Partition
2. Kit with hanging rail
3. Perforated shelf-panel
4. Slotted shelf
5. Simple-extension drawer H=100 mm



PARTITION

ART.	W mm	D mm	H mm	Pitch mm	RAL
FAC9912260039	44	500	1616	25	7016

KIT WITH HANGING RAIL

ART.	W mm	D mm	H mm	KG	Finish
FAC9912270099	458	23	56	15	Galvanised

PERFORATED SHELF-PANEL

ART.	W mm	D mm	H mm	KG	RAL
FAC9912070039	995	500	30	120-50	7016

SLOTTED SHELF D=500 mm

ART.	W mm	D mm	H mm	KG	Finish
FAC9911010099	484	500	35	120	Galvanised

KIT WITH SLOTTED SHELVES D=500 mm

ART.	W mm	D mm	H mm	no. of shelves	KG	Finish
FAC9911020099	484	500	35	2	120	Galvanised
FAC9911030099	484	500	35	3	120	Galvanised

SIMPLE-EXTENSION DRAWERS 24X27 EH

ART.	useful dimensions			KG	%	drawer front h mm	RAL
	W mm	D mm	H mm				
FAC9911180008	398	449	85	50	88%	100	7035
FAC9911180004	398	449	85	50	88%	100	5012
FAC9911180039	398	449	85	50	88%	100	7016



DIVIDING MATERIAL


W 512 mm



ART.	Suitable for drawer H mm	components	
FFH00500100	100	2 x Transversal divider W=202 mm 1 x Longitudinal slotted divider W=457 mm	




ART.	Suitable for drawer H mm	components	
FFH00500800	100/125	3 x 150x75 mm Divider box 6 x 150x150 mm Divider box	




ART.	Suitable for drawer H mm	components	
FFH00500900	100/125	15 x 150x75 mm Divider box	

W 1023 mm



ART.	Suitable for drawer H mm	components	
FFH02000100	100	4 x Longitudinal slotted divider W=457 mm 4 x Transversal divider W=151 mm	



ART.	Suitable for drawer H mm	components	
FFH02000200	100	5 x Longitudinal slotted divider W=457 mm 10 x Transversal divider W=151 mm	



ART.	Suitable for drawer H mm	components	
FFH02000600	100/125	12 x 150x75 mm Divider box 12 x 150x150 mm Divider box	



LOAD CAPACITY



EXTRACTION



RAL 5012



RAL 7016



RAL 7035



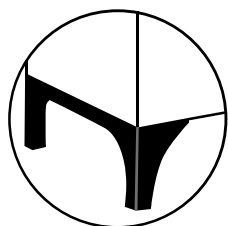
GALVANISED

PERFOM

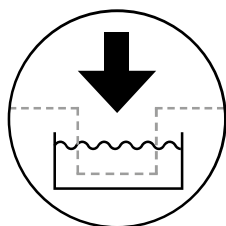
CHANGING-ROOM LOCKERS PRO SERIES




Made of sturdy sheet steel, changing room cabinets ensure storing clothing and work clothes is easy. Each compartment has a **depth of 500 mm** and is closed by a door with slits for air circulation and a **cylinder lock with key**. The configuration with **dirty/clean divider** and **sloped roof** makes them suitable for use in environments that require a high level of cleanliness and which must comply with HACCP regulations. The changing room cabinets can be further enriched with **water-resistant polypropylene feet** and single **benches** of various sizes.




POLYPROPYLENE FEET
- EASY TO CLEAN



ELECTROPHORETIC COATING



VERSION WITH HELMET COMPARTMENT



KEY-OPERATED CLOSURE

PERFOM



ART.	W mm	D mm	H mm	No. of compartments	RAL	
PERFOMAN01	1195	502	1950	4	7035	

Made up of:

qty.	description
1	Changing room locker with horizontal roof and 4 compartments
1	Pair of feet for changing room locker



ART.	W mm	D mm	H mm	No. of compartments	RAL	
PERFOMAN02	1195	502	1950	3	7035	

Made up of:

qty.	description
1	Changing room locker with horizontal roof and 3 compartments
1	Pair of feet for changing room locker



ART.	W mm	D mm	H mm	No. of compartments	RAL	
PERFOMAN03	1195	502	2170	4	7035	

Made up of:

qty.	description
1	Changing room locker with horizontal roof and 4 compartments
1	Additional slanted top
1	Pair of feet for changing room locker

PERFOM




ART.	W mm	D mm	H mm	No. of compartments	RAL	
PERFOMAN04	1195	502	2170	3	7035	

Made up of:


qty.	description
1	Changing room locker with horizontal roof and 3 compartments
1	Additional slanted top
1	Pair of feet for changing room locker

SINGLE BENCH




ART.	W mm	D mm	H mm	 KG	RAL	
FAN95400001	1000	360	385/400	200	7000	



ART.	W mm	D mm	H mm	 KG	RAL	
FAN95500001	1494	360	385/400	200	7000	

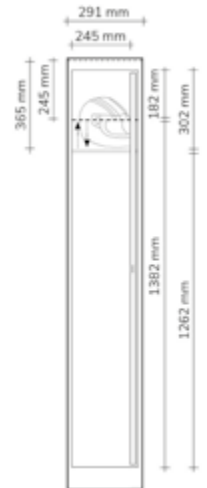


ART.	W mm	D mm	H mm	 KG	RAL	
FAN95600001	2000	360	385/400	300	7000	



ART.	W mm	D mm	H mm	No. of compartments	RAL	
FAN1302C00108	608	502	1750	2	7035	

[CONFIGURE](#)



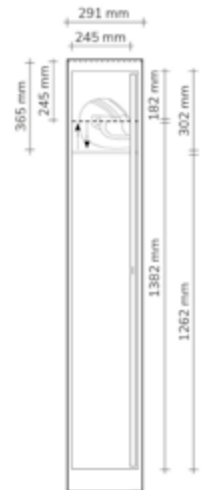
ADDITIONAL SLANTED TOP

ART.	W mm	D mm	H mm	RAL	
FAN51400008	607	502	220	7035	



ART.	W mm	D mm	H mm	No. of compartments	RAL	
FAN1303C00108	900	502	1750	3	7035	

[CONFIGURE](#)



ADDITIONAL SLANTED TOP

ART.	W mm	D mm	H mm	RAL	
FAN51600008	899	502	220	7035	



LOAD CAPACITY



RAL 7000

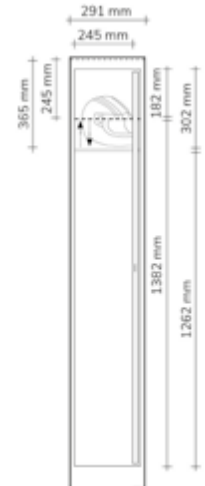


RAL 7035



ART.	W mm	D mm	H mm	No. of compartments	RAL	
FAN1304C00108	1192	502	1750	4	7035	

[CONFIGURE](#)



ADDITIONAL SLANTED TOP

ART.	W mm	D mm	H mm	RAL	
FAN51800008	1191	502	220	7035	



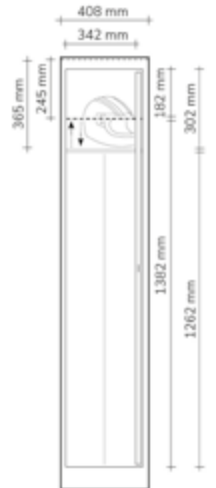
PAIR OF FEET FOR CHANGING ROOM LOCKER

ART.	W mm	D mm	H mm	colour	
FRR23100001	135	500	180/200	Dark grey	



ART.	W mm	D mm	H mm	No. of compartments	RAL	
FAN1502C03108	802	502	1750	2	7035	

[CONFIGURE](#)



ADDITIONAL SLANTED TOP

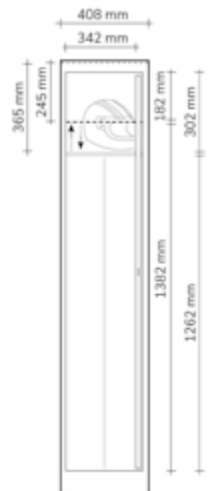


ART.	W mm	D mm	H mm	RAL	
FAN51500008	801	502	220	7035	



ART.	W mm	D mm	H mm	No. of compartments	RAL	
FAN1503C03108	1192	502	1750	3	7035	

[CONFIGURE](#)



ADDITIONAL SLANTED TOP



ART.	W mm	D mm	H mm	RAL	
FAN51800008	1191	502	220	7035	