

MASTER

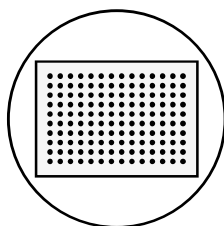
CABINETS WITH DRAWERS PRO+ SERIES



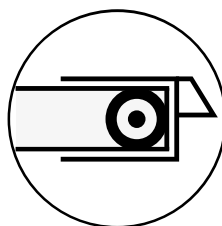
The Master tool cabinet is versatile and can be customised down to the smallest detail to create solutions that feature not only **drawers or hinged and sliding doors**, but also **pull-out shelves and slotted shelves**. Based on the type of guide installed on drawers and shelves it is possible to have a flexible **pull-out from 92 to 100%** with a **load capacity between 50 and 100 kg**, or a **100% telescopic pull-out with a load capacity of 200 kg**. All drawers are equipped with holes and slots for installing the **dividing material and the tool trays**, while the upper shelf can be enriched with various types of **tops**. The lower part, instead, is designed for installing **wheels or plinths**.



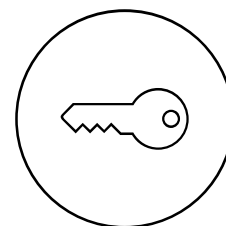
DRAWER LOAD-BEARING CAPACITY FROM 50 TO 200 KG




PERFORATED DRAWERS



BALL BEARINGS



KEY-OPERATED CLOSURE



VERTEBRATE ANTI-TIPPING ROD

The rod is in aluminium profile and always remains fixed, without rotating.

The closing movement is obtained by means of **anchors that move vertically** exploiting one of the elementary forces of physics: **gravity. The simpler the movement, the less likely the risk of breakages.**

The rod is drilled with a **25 mm pitch** and allows the application of several closing heads. This means being able to divide access to the drawers into several groups. The division of the groups is configurable in height.


MECHANICAL SYSTEM

The mechanical control system of the locking unit uses Sylogik® technology. **The differences are decisive.**

The system of transmission from the lock cylinder to the rod head consists of steel wires with an elastic sheath and linear movement.

Compared to the common fixed square rod systems with rotary movement, it allows releasing of the parallelism of the lock cylinder position with respect to the rod head. This allows the designer to apply the cylinder in the most suitable point of the cabinet.

The lock cylinder rests on a guide drum so that it is possible to choose from a variety of cylinder manufacturers*. In this way the cabinet can be integrated with other pre-existing ones, keeping the same type of key.



* Option on request with extra charge



FULL EXTENSION



FREE TO CONFIGURE
Change the drawer's extension quickly and easily to increase the load-bearing capacity up to 100 kg.



HIGH-PERFORMANCE RUNNERS



QUICK MOVEMENT WITHOUT PROBLEMS
The runners as long as the drawers allow the bearing to be moved to the front of the cabinet, thus increasing the visibility, load-bearing capacity and extension.



PERFORATED DRAWERS



ORGANISATION DOWN TO THE MILLIMETRE
Holes and slots on the drawers make it easier to add internal dividers for optimally arranging tools and materials.

MASTER

DRAWER EXTRACTION AND MANAGEMENT

The Master drawer represents a revolution in the world of industrial furnishing as it was designed and developed to be customised independently in terms of extraction/capacity and internal division.


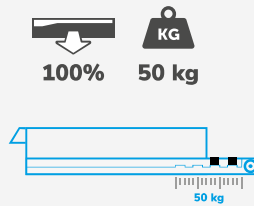


FREELY CONFIGURABLE

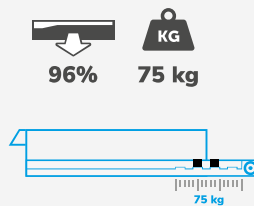
The new flexible extension guide allows mechanical adjustment of the rear stop of the drawer/retractable shelf in 3 different positions, thus obtaining 3 different capacities: 50, 75 and 100 kg. The installation of the innovative telescopic guide increases the capacity of the pull-out drawer/shelf up to 200 kg. A label indicates the maximum capacity of the drawer depending on its extraction and the type of guide.




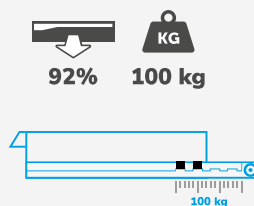
FLEXIBLE GUIDE CONFIGURED FOR FULL EXTRACTION 50 KG



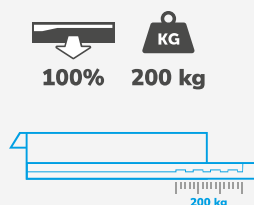
FLEXIBLE GUIDE CONFIGURED FOR FULL EXTRACTION 75 KG



FLEXIBLE GUIDE CONFIGURED FOR PARTIAL EXTRACTION 100 KG



TELESCOPIC GUIDE CONFIGURED FOR FULL EXTRACTION 200 KG



MASTER



The innovations that simplify identification of the contents of the drawers.

With Sylogik® Syfront technology, the drawer front is no longer just a closing element but becomes an actual visual interface.

- Customisation with aesthetic and decorative elements
- User input: labels to describe and catalogue the contents
- User output: ability to insert visual or descriptive messages on the handle

CUSTOMISABLE HANDLES

A WEALTH OF INFORMATION

Add barcodes, labels or images to handles for quick identification of the contents of each individual drawer.



MODULARITY

The various elements that compose the Master series can be easily **integrated with each other to create complete furnishing compositions ready for anything**. It is thus possible to create, for example, counters with drawers and doors equipped with 4 edges to perform maintenance and tasks or to be used as customer reception points in shops or warehouses.

Courtesy of Fridle Group



MASTER



TOP IN SATIN STAINLESS STEEL

The satin stainless steel top allows work and interventions to be performed without damaging the cabinet. It features a high level of corrosion and heat resistance.



MULTIPLEX TOP

The multiplex top transforms the upper part of the cabinet into a solid and robust work surface. It is resistant to shocks and scratches and is suitable for heavy-duty operations.



RUBBER LINED STEEL TOP

The top is made of galvanised steel and coated with oil-resistant rubber. It is particularly suitable for the use of oils or for interventions that involve cutting tools.



3-EDGE TOP SHELF COATED WITH PVC

The PVC-coated 3-edge top protects the upper part of the cabinet and, thanks to the raised edges, prevents the material placed on it from falling off.



BASES

The bases have a dual function: they raise the drawer cabinet off the floor and allow it to be moved using forklift trucks or transpallets.



WHEELS

The cabinets can be supplied with wheels to transform them into practical tool trolleys. As standard they are equipped with 2 swivel wheels with brakes and 2 fixed wheels.



ANTI-TAMPERING SYSTEM

SAFETY FIRST OF ALL
Unlike other cabinets currently on the market, the patented closure system prevents thieves from by-passing the closure. Any forced opening will always be visible.



ADJUSTABLE ERGONOMIC HANDLE

The cabinets with wheels are supplied with a practical adjustable ergonomic handle which can be installed in two different positions. The height of the handle can therefore be set according to the height of the user to allow agile and easy handling of the cabinet while maintaining an ergonomic posture in order to reduce strain during work which could lead to possible injuries.



MASTER

COLOURS

The Master cabinet is available in 12 colour combinations which can be associated with 8 different colours for the handles to create customised solutions down to the smallest detail. It is therefore possible to assign specific colours to particular work areas or projects or to implement the corporate colour even in the furnishings installed in the company.

10 RAL colours for the metal part
8 colours for the plastic accessories
Infinite combinations

FRONT HANDLE



Dark Grey



Mediterranean Blue



Sky Blue



Glamour Red



Red Carpet



Juicy Orange



Sunny Yellow



Forest Green

CABINET



7016
7035



7035



5012



9002



7016



7000



5019



9010



6011



3003



5010



5012
7035

KEY

EH		18x27 EH	27x27 EH	36x27 EH	54x27 EH	27x36 EH	36x36 EH	45x36 EH	54x36 EH	64x36 EH	78x36 EH
	Cabinet dimensions	W= 408	561	714	1020	561	714	867	1020	1190	1428
		D= 573	573	573	573	726	726	726	726	726	726
	Drawer internal dimensions	W= 296	449	602	908	449	602	755	908	1078	1316
		D= 449	449	449	449	602	602	602	602	602	602

PE

Pull-out shelf with flexible extraction



PE

Telescopic pull-out shelf



PR

Adjustable shelf



PF

Adjustable slotted shelf





CONFIGURE

CABINET WITH 3 DRAWERS 1X50 1X100 1X150

ART.	drawers		RAL
	KG		
M12A040C01001PD	100-75-50	92-96-100%	7035+7016
M12A040C0100108	100-75-50	92-96-100%	7035
M12A040C0100104	100-75-50	92-96-100%	5012

H=400 mm



CONFIGURE

CABINET WITH 3 DRAWERS 2X75 1X150

ART.	drawers		RAL
	KG		
M12A040C01002PD	100-75-50	92-96-100%	7035+7016
M12A040C0100208	100-75-50	92-96-100%	7035
M12A040C0100204	100-75-50	92-96-100%	5012

H=400 mm



CONFIGURE

CABINET WITH 4 DRAWERS 1X50 2X75 1X100

ART.	drawers		RAL
	KG		
M12A040C01003PD	100-75-50	92-96-100%	7035+7016
M12A040C0100308	100-75-50	92-96-100%	7035
M12A040C0100304	100-75-50	92-96-100%	5012

H=400 mm



CONFIGURE

CABINET WITH 4 DRAWERS 2X75 1X150 1X200

ART.	drawers		RAL
	KG		
M12A060C01020PD	100-75-50	92-96-100%	7035+7016
M12A060C0102008	100-75-50	92-96-100%	7035
M12A060C0102004	100-75-50	92-96-100%	5012

H=600 mm



CONFIGURE

CABINET WITH 3 DRAWERS 1X100 1X200 1X300

ART.	drawers		RAL
	KG		
M12A070C01029PD	100-75-50	92-96-100%	7035+7016
M12A070C0102908	100-75-50	92-96-100%	7035
M12A070C0102904	100-75-50	92-96-100%	5012

H=700 mm



CONFIGURE

CABINET WITH 5 DRAWERS 2X75 3X150

ART.	drawers		RAL
M12A070C01035PD	100-75-50	92-96-100%	7035+7016
M12A070C0103508	100-75-50	92-96-100%	7035
M12A070C0103504	100-75-50	92-96-100%	5012

H=700 mm



CONFIGURE

CABINET WITH WHEELS WITH 4 DRAWERS 2X75 1X150 1X200

ART.	drawers		RAL
M12R060C01020PD	100-75-50	92-96-100%	7035+7016
M12R060C0102008	100-75-50	92-96-100%	7035
M12R060C0102004	100-75-50	92-96-100%	5012

H=822 mm

Wheels: Standard rubber Ø 125 mm
Cabinet capacity: 300 kg



CONFIGURE

CABINET WITH WHEELS WITH 5 DRAWERS 1X50 2X75 1X100 1X200

ART.	drawers		RAL
M12R060C01021PD	100-75-50	92-96-100%	7035+7016
M12R060C0102108	100-75-50	92-96-100%	7035
M12R060C0102104	100-75-50	92-96-100%	5012

H=822 mm

Wheels: Standard rubber Ø 125 mm
Cabinet capacity: 300 kg



CONFIGURE

CABINET WITH WHEELS WITH 6 DRAWERS 2X50 2X75 1X150 1X200

ART.	drawers		RAL
M12R070C010SSPD	100-75-50	92-96-100%	7035+7016
M12R070C010SS08	100-75-50	92-96-100%	7035
M12R070C010SS04	100-75-50	92-96-100%	5012

H=922 mm

Wheels: Standard rubber Ø 125 mm
Cabinet capacity: 300 kg



INTERNAL DIM. W x D



LOAD CAPACITY



EXTRACTION



RAL 7035 + RAL 7016



RAL 5012



RAL 7035



DIVIDING MATERIAL



ART.	Suitable for drawer H mm	components	
FFH82050200	50/300	16 x Transversal divider W=36 mm 7 x Transversal divider W=47 mm 3 x 3-channel divider 3 x 4-channel divider	



ART.	Suitable for drawer H mm	components	
FFH82050300	50/300	15 x Transversal divider W=47 mm 8 x Transversal divider W=73 mm 3 x 2-channel divider 3 x 3-channel divider	



ART.	Suitable for drawer H mm	components	
FFH82050400	50/300	18 x Transversal divider W=73 mm 6 x 2-channel divider	



ART.	Suitable for drawer H mm	components	
FFH80050800	50	2 x Transversal divider W=151 mm 1 x Longitudinal slotted divider W=457 mm	
FFH80070800	75		
FFH80100800	100/125		
FFH80150800	150/175		
FFH80200800	200/250		
FFH80300800	300		



ART.	Suitable for drawer H mm	components	
FFH80050900	50	2 x Longitudinal slotted divider W=457 mm 6 x Transversal divider W=100 mm	
FFH80070900	75		
FFH80100900	100/125		
FFH80150900	150/175		



ART.	Suitable for drawer H mm	components	
FFH84051300	50	2 x Longitudinal divider without slots W=457 mm	
FFH84071300	75		
FFH84101300	100/125		
FFH84151300	150/175		
FFH84201300	200/250		




DIVIDING MATERIAL



ART.	Suitable for drawer H mm	components	
FFH82051800	50	4 x 150x75 mm Divider box 4 x 150x150 mm Divider box	
FFH82071800	75		
FFH82101800	100/125		



ART.	Suitable for drawer H mm	components	
FFH82051700	50	4 x 75x75 mm Divider box 6 x 150x75 mm Divider box 2 x 150x150 mm Divider box	
FFH82071700	75		



ART.	Suitable for drawer H mm	components	
FFH86051900	50/300	2 x Multi-purpose tool holder	





CONFIGURE

CABINET WITH 2 DRAWERS 1X100 1X200

ART.	drawers		RAL
	KG		
M22A040C01004PD	100-75-50	92-96-100%	7035+7016
M22A040C0100408	100-75-50	92-96-100%	7035
M22A040C0100404	100-75-50	92-96-100%	5012

H=400 mm



CONFIGURE

CABINET WITH 3 DRAWERS 1X50 1X100 1X150

ART.	drawers		RAL
	KG		
M22A040C01001PD	100-75-50	92-96-100%	7035+7016
M22A040C0100108	100-75-50	92-96-100%	7035
M22A040C0100104	100-75-50	92-96-100%	5012

H=400 mm



CONFIGURE

CABINET WITH 4 DRAWERS 1X50 2X75 1X100

ART.	drawers		RAL
	KG		
M22A040C01003PD	100-75-50	92-96-100%	7035+7016
M22A040C0100308	100-75-50	92-96-100%	7035
M22A040C0100304	100-75-50	92-96-100%	5012

H=400 mm



CONFIGURE

CABINET WITH 6 DRAWERS 1X50 2X75 2X100 1X200

ART.	drawers		RAL
	KG		
M22A070C01032PD	100-75-50	92-96-100%	7035+7016
M22A070C0103208	100-75-50	92-96-100%	7035
M22A070C0103204	100-75-50	92-96-100%	5012

H=700 mm



CONFIGURE

CABINET WITH 4 DRAWERS 2X100 1X200 1X300

ART.	drawers		RAL
	KG		
M22A080C01055PD	100-75-50	92-96-100%	7035+7016
M22A080C0105508	100-75-50	92-96-100%	7035
M22A080C0105504	100-75-50	92-96-100%	5012

H=800 mm



CONFIGURE

CABINET WITH 5 DRAWERS 1X50 2X100 1X150 1X300

ART.	drawers		RAL
M22A080C01054PD	100-75-50	92-96-100%	7035+7016
M22A080C0105408	100-75-50	92-96-100%	7035
M22A080C0105404	100-75-50	92-96-100%	5012

H=800 mm



CONFIGURE

CABINET WITH 4 DRAWERS 1X100 1X150 1X200 1X300

ART.	drawers		RAL
M22A085C01092PD	100-75-50	92-96-100%	7035+7016
M22A085C0109208	100-75-50	92-96-100%	7035
M22A085C0109204	100-75-50	92-96-100%	5012

H=850 mm



CONFIGURE

CABINET WITH 5 DRAWERS 1X100 3X150 1X200

ART.	drawers		RAL
M22A085C01088PD	100-75-50	92-96-100%	7035+7016
M22A085C0108808	100-75-50	92-96-100%	7035
M22A085C0108804	100-75-50	92-96-100%	5012

H=850 mm



CONFIGURE

CABINET WITH 6 DRAWERS 2X75 2X100 2X200

ART.	drawers		RAL
M22A085C01089PD	100-75-50	92-96-100%	7035+7016
M22A085C0108908	100-75-50	92-96-100%	7035
M22A085C0108904	100-75-50	92-96-100%	5012

H=850 mm



CONFIGURE

CABINET WITH 6 DRAWERS 1X50 2X100 2X150 1X200

ART.	drawers		RAL
M22A085C01091PD	100-75-50	92-96-100%	7035+7016
M22A085C0109108	100-75-50	92-96-100%	7035
M22A085C0109104	100-75-50	92-96-100%	5012

H=850 mm



INTERNAL DIM. W x D



LOAD CAPACITY



EXTRACTION



RAL 7035 + RAL 7016



RAL 5012



RAL 7035



CONFIGURE

CABINET WITH 7 DRAWERS 2X75 3X100 2X150

ART.	drawers		RAL
M22A085C01095PD	100-75-50	92-96-100%	7035+7016
M22A085C0109508	100-75-50	92-96-100%	7035
M22A085C0109504	100-75-50	92-96-100%	5012

H=850 mm



CONFIGURE

CABINET WITH 8 DRAWERS 1X50 2X75 4X100 1X150

ART.	drawers		RAL
M22A085C01087PD	100-75-50	92-96-100%	7035+7016
M22A085C0108708	100-75-50	92-96-100%	7035
M22A085C0108704	100-75-50	92-96-100%	5012

H=850 mm



CONFIGURE

CABINET WITH WHEELS WITH 4 DRAWERS 2X75 1X150 1X200

ART.	drawers		RAL
M22R060C01020PD	100-75-50	92-96-100%	7035+7016
M22R060C0102008	100-75-50	92-96-100%	7035
M22R060C0102004	100-75-50	92-96-100%	5012

H=822 mm

Wheels: Standard rubber Ø 125 mm
Cabinet capacity: 300 kg



CONFIGURE

CABINET WITH WHEELS WITH 5 DRAWERS 1X50 2X75 1X100 1X200

ART.	drawers		RAL
M22R060C01021PD	100-75-50	92-96-100%	7035+7016
M22R060C0102108	100-75-50	92-96-100%	7035
M22R060C0102104	100-75-50	92-96-100%	5012

H=822 mm

Wheels: Standard rubber Ø 125 mm
Cabinet capacity: 300 kg



CONFIGURE

CABINET WITH WHEELS WITH 6 DRAWERS 2X50 2X75 1X150 1X200

ART.	drawers		RAL
M22R070C010SSPD	100-75-50	92-96-100%	7035+7016
M22R070C010SS08	100-75-50	92-96-100%	7035
M22R070C010SS04	100-75-50	92-96-100%	5012

H=922 mm

Wheels: Standard rubber Ø 125 mm
Cabinet capacity: 300 kg



CONFIGURE

CABINET WITH WHEELS WITH 5 DRAWERS 4X100 1X200

ART.	drawers		RAL
	KG	EXTRACTION	
M22R070C010GFPD	100-75-50	92-96-100%	7035+7016
M22R070C010GF08	100-75-50	92-96-100%	7035
M22R070C010GF04	100-75-50	92-96-100%	5012

H=922 mm

Wheels: Standard rubber Ø 125 mm
Cabinet capacity: 300 kg



CONFIGURE

CABINET WITH WHEELS WITH 6 DRAWERS 1X50 2X75 2X100 1X200

ART.	drawers		RAL
	KG	EXTRACTION	
M22R070C01032PD	100-75-50	92-96-100%	7035+7016
M22R070C0103208	100-75-50	92-96-100%	7035
M22R070C0103204	100-75-50	92-96-100%	5012

H=922 mm

Wheels: Standard rubber Ø 125 mm
Cabinet capacity: 300 kg



CONFIGURE

CABINET WITH WHEELS WITH 6 DRAWERS 2X75 3X100 1X150

ART.	drawers		RAL
	KG	EXTRACTION	
M22R070C01044PD	100-75-50	92-96-100%	7035+7016
M22R070C0104408	100-75-50	92-96-100%	7035
M22R070C0104404	100-75-50	92-96-100%	5012

H=922 mm

Wheels: Standard rubber Ø 125 mm
Cabinet capacity: 300 kg



INTERNAL DIM. W x D



LOAD CAPACITY



EXTRACTION



RAL 7035+RAL 7016



RAL 5012



RAL 7035



DIVIDING MATERIAL



ART.	Suitable for drawer H mm	components	
FFH84050200	50/300	16 x Transversal divider W=36 mm 7 x Transversal divider W=47 mm 6 x 3-channel divider 3 x 4-channel divider	



ART.	Suitable for drawer H mm	components	
FFH84050300	50/300	15 x Transversal divider W=47 mm 8 x Transversal divider W=73 mm 6 x 2-channel divider 3 x 3-channel divider	



ART.	Suitable for drawer H mm	components	
FFH84050400	50/300	18 x Transversal divider W=73 mm 9 x 2-channel divider	



ART.	Suitable for drawer H mm	components	
FFH84050800	50	2 x Longitudinal slotted divider W=457 mm 3 x Transversal divider W=151 mm	
FFH84070800	75		
FFH84100800	100/125		
FFH84150800	150/175		
FFH84200800	200/250		
FFH84300800	300		



ART.	Suitable for drawer H mm	components	
FFH84050900	50	2 x Longitudinal slotted divider W=457 mm 7 x Transversal divider W=151 mm	
FFH84070900	75		
FFH84100900	100/125		
FFH84150900	150/175		
FFH84200900	200/250		



ART.	Suitable for drawer H mm	components	
FFH84051300	50	2 x Longitudinal divider without slots W=457 mm	
FFH84071300	75		
FFH84101300	100/125		
FFH84151300	150/175		
FFH84201300	200/250		



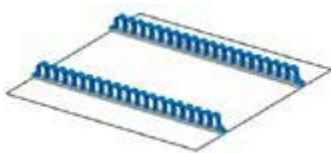
DIVIDING MATERIAL



ART.	Suitable for drawer H mm	components
FFH84051700	50	8 x 75x75 mm Divider box 6 x 150x75 mm Divider box 4 x 150x150 mm Divider box
FFH84071700	75	



ART.	Suitable for drawer H mm	components
FFH84051800	50	6 x 150x75 mm Divider box 6 x 150x150 mm Divider box
FFH84071800	75	
FFH84101800	100/125	



ART.	Suitable for drawer H mm	components
FFH86051900	50/300	2 x Multi-purpose tool holder





CONFIGURE

CABINET WITH 5 DRAWERS 1X50 2X100 1X150 1X200

ART.	drawers		RAL
	KG		
M32A070C01040PD	100-75-50	92-96-100%	7035+7016
M32A070C0104008	100-75-50	92-96-100%	7035
M32A070C0104004	100-75-50	92-96-100%	5012

H=700 mm



CONFIGURE

CABINET WITH 5 DRAWERS 2X75 2X100 1X250

ART.	drawers		RAL
	KG		
M32A070C01042PD	100-75-50	92-96-100%	7035+7016
M32A070C0104208	100-75-50	92-96-100%	7035
M32A070C0104204	100-75-50	92-96-100%	5012

H=700 mm



CONFIGURE

CABINET WITH 6 DRAWERS 2X75 3X100 1X150

ART.	drawers		RAL
	KG		
M32A070C01044PD	100-75-50	92-96-100%	7035+7016
M32A070C0104408	100-75-50	92-96-100%	7035
M32A070C0104404	100-75-50	92-96-100%	5012

H=700 mm



CONFIGURE

CABINET WITH 7 DRAWERS 1X50 2X75 2X100 1X150 1X200

ART.	drawers		RAL
	KG		
M32A085C010AEPD	100-75-50	92-96-100%	7035+7016
M32A085C010AE08	100-75-50	92-96-100%	7035
M32A085C010AE04	100-75-50	92-96-100%	5012

H=850 mm



CONFIGURE

CABINET WITH 7 DRAWERS 2X75 2X100 2X125 1X150

ART.	drawers		RAL
	KG		
M32A085C010ACPD	100-75-50	92-96-100%	7035+7016
M32A085C010AC08	100-75-50	92-96-100%	7035
M32A085C010AC04	100-75-50	92-96-100%	5012

H=850 mm



CONFIGURE

CABINET WITH 8 DRAWERS 4X75 3X100 1X150

ART.	drawers		RAL
M32A085C010AGPD	100-75-50	92-96-100%	7035+7016
M32A085C010AG08	100-75-50	92-96-100%	7035
M32A085C010AG04	100-75-50	92-96-100%	5012

H=850 mm



CONFIGURE

CABINET WITH 7 DRAWERS 1X50 2X75 2X100 1X200 1X300

ART.	drawers		RAL
M32A100C010BNPD	100-75-50	92-96-100%	7035+7016
M32A100C010BN08	100-75-50	92-96-100%	7035
M32A100C010BN04	100-75-50	92-96-100%	5012

H=1000 mm



CONFIGURE

CABINET WITH 7 DRAWERS 2X75 1X100 3X150 1X200

ART.	drawers		RAL
M32A100C010AWPD	100-75-50	92-96-100%	7035+7016
M32A100C010AW08	100-75-50	92-96-100%	7035
M32A100C010AW04	100-75-50	92-96-100%	5012

H=1000 mm



CONFIGURE

CABINET WITH 8 DRAWERS 1X50 2X75 3X100 1X150 1X250

ART.	drawers		RAL
M32A100C010BQPD	100-75-50	92-96-100%	7035+7016
M32A100C010BQ08	100-75-50	92-96-100%	7035
M32A100C010BQ04	100-75-50	92-96-100%	5012

H=1000 mm



INTERNAL DIM. W x D



LOAD CAPACITY



EXTRACTION



RAL 7035+RAL 7016



RAL 5012



RAL 7035



CONFIGURE

CABINET WITH DOORS WITH 1 DRAWER 1X75 2XPE

ART.	drawers / retractable shelves		RAL
	KG		
M32A100C010BUPD	100-75-50	92-96-100%	7035+7016
M32A100C010BU08	100-75-50	92-96-100%	7035
M32A100C010BU04	100-75-50	92-96-100%	5012
M32A100C010BVPD	200	100%	7035+7016
M32A100C010BV08	200	100%	7035
M32A100C010BV04	200	100%	5012

H=1022 mm



CONFIGURE

CABINET WITH DOORS WITH 2 DRAWERS 2X75 1XPE

ART.	drawers / retractable shelves		RAL
	KG		
M32A100C010BWPD	100-75-50	92-96-100%	7035+7016
M32A100C010BW08	100-75-50	92-96-100%	7035
M32A100C010BW04	100-75-50	92-96-100%	5012
M32A100C010BXPD	200	100%	7035+7016
M32A100C010BX08	200	100%	7035
M32A100C010BX04	200	100%	5012

H=1022 mm



CONFIGURE

CABINET WITH DOORS WITH 3 DRAWERS 3X75 1XPE

ART.	drawers / retractable shelves		RAL
	KG		
M32A100C010BYPD	100-75-50	92-96-100%	7035+7016
M32A100C010BY08	100-75-50	92-96-100%	7035
M32A100C010BY04	100-75-50	92-96-100%	5012
M32A100C010BZPD	200	100%	7035+7016
M32A100C010BZ08	200	100%	7035
M32A100C010BZ04	200	100%	5012

H=1022 mm



CONFIGURE

CABINET WITH DOORS WITH 3 DRAWERS 3X75 2XPE

ART.	drawers / retractable shelves		RAL
	KG		
M32A100C010CAPD	100-75-50	92-96-100%	7035+7016
M32A100C010CA08	100-75-50	92-96-100%	7035
M32A100C010CA04	100-75-50	92-96-100%	5012
M32A100C010CBPD	200	100%	7035+7016
M32A100C010CB08	200	100%	7035
M32A100C010CB04	200	100%	5012

H=1022 mm



CONFIGURE

CABINET WITH DOORS WITH 4 DRAWERS 4X75

ART.	drawers		RAL
M32A100C010CCPD	100-75-50	92-96-100%	7035+7016
M32A100C010CC08	100-75-50	92-96-100%	7035
M32A100C010CC04	100-75-50	92-96-100%	5012
M32A100C010CDPD	200	100%	7035+7016
M32A100C010CD08	200	100%	7035
M32A100C010CD04	200	100%	5012

H=1022 mm



CONFIGURE

CABINET WITH DOORS WITH 5 DRAWERS 5X75

ART.	drawers		RAL
M32A100C010CEPD	100-75-50	92-96-100%	7035+7016
M32A100C010CE08	100-75-50	92-96-100%	7035
M32A100C010CE04	100-75-50	92-96-100%	5012
M32A100C010CFPD	200	100%	7035+7016
M32A100C010CF08	200	100%	7035
M32A100C010CF04	200	100%	5012

H=1022 mm



CONFIGURE

CABINET WITH SLIDING DOORS WITH 2 DRAWERS 2X75 6XPE

ART.	drawers / retractable shelves		RAL
M32D100C010GWPDP	100-75-50	92-96-100%	7035+7016
M32D100C010GW08	100-75-50	92-96-100%	7035
M32D100C010GW04	100-75-50	92-96-100%	5012
M32D100C010GXPD	200	100%	7035+7016
M32D100C010GX08	200	100%	7035
M32D100C010GX04	200	100%	5012

H=1022 mm



CONFIGURE

CABINET WITH SLIDING DOORS WITH 4 DRAWERS 4X75 2XPE

ART.	drawers / retractable shelves		RAL
M32D100C010GYPD	100-75-50	92-96-100%	7035+7016
M32D100C010GY08	100-75-50	92-96-100%	7035
M32D100C010GY04	100-75-50	92-96-100%	5012
M32D100C010GZPD	200	100%	7035+7016
M32D100C010GZ08	200	100%	7035
M32D100C010GZ04	200	100%	5012

H=1022 mm



PE: RETRACTABLE SHELF



INTERNAL DIM. W x D



LOAD CAPACITY



EXTRACTION



RAL 7035 + RAL 7016



RAL 5012



CABINET WITH SLIDING DOORS WITH 6 DRAWERS 6X75 2XPE



CONFIGURE

ART.	drawers / retractable shelves		RAL
M32D100C010HAPD	100-75-50	92-96-100%	7035+7016
M32D100C010HA08	100-75-50	92-96-100%	7035
M32D100C010HA04	100-75-50	92-96-100%	5012
M32D100C010HBPD	200	100%	7035+7016
M32D100C010HB08	200	100%	7035
M32D100C010HB04	200	100%	5012

H=1022 mm

CABINET WITH SLIDING DOORS WITH 8 DRAWERS 8X75



CONFIGURE

ART.	drawers		RAL
M32D100C010HNPDP	100-75-50	92-96-100%	7035+7016
M32D100C010HN08	100-75-50	92-96-100%	7035
M32D100C010HN04	100-75-50	92-96-100%	5012
M32D100C010HPPDP	200	100%	7035+7016
M32D100C010HP08	200	100%	7035
M32D100C010HP04	200	100%	5012

H=1022 mm

CABINET WITH SLIDING DOORS WITH 4 DRAWERS 4X75 4XPE



CONFIGURE

ART.	drawers / retractable shelves		RAL
M32D100C010HEPD	100-75-50	92-96-100%	7035+7016
M32D100C010HE08	100-75-50	92-96-100%	7035
M32D100C010HE04	100-75-50	92-96-100%	5012
M32D100C010HFPD	200	100%	7035+7016
M32D100C010HF08	200	100%	7035
M32D100C010HF04	200	100%	5012

H=1022 mm

CABINET WITH SLIDING DOORS WITH 10 DRAWERS 10X75





CONFIGURE

ART.	drawers		RAL
M32D100C010HJPD	100-75-50	92-96-100%	7035+7016
M32D100C010HJ08	100-75-50	92-96-100%	7035
M32D100C010HJ04	100-75-50	92-96-100%	5012
M32D100C010HKPD	200	100%	7035+7016
M32D100C010HK08	200	100%	7035
M32D100C010HK04	200	100%	5012

H=1022 mm



CABINET WITH 7 DRAWERS 2XPR 2X75 1X100 3X150 1X200



ART.	drawers		RAL
			
M32A200C010FSPD	100-75-50	92-96-100%	7035+7016
M32A200C010FS08	100-75-50	92-96-100%	7035
M32A200C010FS04	100-75-50	92-96-100%	5012
M32A200C010FTPD	200	100%	7035+7016
M32A200C010FT08	200	100%	7035
M32A200C010FT04	200	100%	5012

H=2000 mm

CONFIGURE 



CABINET WITH DOORS WITH 3 DRAWERS 2XPR 2X100 1X150 2XPE



ART.	drawers / retractable shelves		RAL
			
M32A200C010FWPD	100-75-50	92-96-100%	7035+7016
M32A200C010FW08	100-75-50	92-96-100%	7035
M32A200C010FW04	100-75-50	92-96-100%	5012
M32A200C010FXPD	200	100%	7035+7016
M32A200C010FX08	200	100%	7035
M32A200C010FX04	200	100%	5012

H=2000 mm

CONFIGURE 



CABINET WITH DOORS WITH 7 DRAWERS 3XPR 2X75 1X100 3X150 1X200

ART.	drawers		RAL
			
M32A200C010FYPD	100-75-50	92-96-100%	7035+7016
M32A200C010FY08	100-75-50	92-96-100%	7035
M32A200C010FY04	100-75-50	92-96-100%	5012
M32A200C010FZPD	200	100%	7035+7016
M32A200C010FZ08	200	100%	7035
M32A200C010FZ04	200	100%	5012

H=2000 mm

CONFIGURE 

PE: RETRACTABLE SHELF
PR: ADJUSTABLE SHELF



INTERNAL DIM. W x D

LOAD CAPACITY

EXTRACTION

RAL 7035 + RAL 7016

RAL 5012

RAL 7035



CONFIGURE

CABINET WITH WHEELS WITH 5 DRAWERS 1X50 2X100 1X150 1X200

ART.	drawers		RAL
M32R070C01040PD	100-75-50	92-96-100%	7035+7016
M32R070C0104008	100-75-50	92-96-100%	7035
M32R070C0104004	100-75-50	92-96-100%	5012

H=922 mm

Wheels: Standard rubber Ø 125 mm
Cabinet capacity: 300 kg



CONFIGURE

CABINET WITH WHEELS WITH 5 DRAWERS 2X75 2X100 1X250

ART.	drawers		RAL
M32R070C01042PD	100-75-50	92-96-100%	7035+7016
M32R070C0104208	100-75-50	92-96-100%	7035
M32R070C0104204	100-75-50	92-96-100%	5012

H=922 mm

Wheels: Standard rubber Ø 125 mm
Cabinet capacity: 300 kg



CONFIGURE

CABINET WITH WHEELS WITH 6 DRAWERS 2X75 3X100 1X150

ART.	drawers		RAL
M32R070C01044PD	100-75-50	92-96-100%	7035+7016
M32R070C0104408	100-75-50	92-96-100%	7035
M32R070C0104404	100-75-50	92-96-100%	5012

H=922 mm

Wheels: Standard rubber Ø 125 mm
Cabinet capacity: 300 kg



DRAWER H 50 mm
Set consisting of 12 x 36 mm
4-channel dividers and 65 transversal
dividers



DRAWER H 75 mm
Set for thermoformed items



DRAWER H 200 mm
Set consisting of 2 x 455 mm
longitudinal slotted dividers and 3 x
200 mm transversal dividers



DRAWER H 300 mm
Set consisting of 1 x 455 mm
longitudinal slotted divider

Tools and thermoformed items not included



INTERNAL DIM. W x D



LOAD CAPACITY



EXTRACTION



RAL 7035 + RAL 7016



RAL 5012



RAL 7035



DIVIDING MATERIAL



ART.	Suitable for drawer H mm	components	
FFH10051500	50/300	20 x Transversal divider W=36 mm 20 x Transversal divider W=47 mm 6 x 3-channel divider 5 x 4-channel divider 1 x Allen key holder	



ART.	Suitable for drawer H mm	components	
FFH10051000	50/300	3 x 3-channel divider 9 x 4-channel divider 12 x Transversal divider W=47 mm 36 x Transversal divider W=36 mm	



ART.	Suitable for drawer H mm	components	
FFH10051300	50/300	18 x Transversal divider W=47 mm 12 x Transversal divider W=73 mm 6 x 2-channel divider 6 x 3-channel divider	



ART.	Suitable for drawer H mm	components	
FFH10052100	50/300	12 x 4-channel divider 65 x Transversal divider W=36 mm	



ART.	Suitable for drawer H mm	components	
FFH10051600	50	12 x 150x75 mm Divider box 6 x 150x150 mm Divider box	
FFH10071600	75		
FFH10101600	100/125		



ART.	Suitable for drawer H mm	components	
FFH10051800	50	16 x 75x75 mm Divider box 8 x 150x75 mm Divider box 4 x 150x150 mm Divider box	
FFH10071800	75		



DIVIDING MATERIAL



ART.	Suitable for drawer H mm	components	
FFH10050500	50	2 x Longitudinal slotted divider W=457 mm 3 x Transversal divider w=202 mm	
FFH10070500	75		
FFH10100500	100/125		
FFH10150500	150/175		
FFH10200500	200/250		
FFH10300500	300		



ART.	Suitable for drawer H mm	components	
FFH10050300	50	3 x Longitudinal slotted divider W=457 mm 8 x Transversal divider W=151 mm	
FFH10070300	75		
FFH10100300	100/125		
FFH10150300	150/175		
FFH10200300	200/250		



ART.	Suitable for drawer H mm	components	
FFH10052200	50	5 x Longitudinal slotted divider W=457 mm 18 x Transversal divider W=100 mm	
FFH10072200	75		
FFH10102200	100/125		
FFH10152200	150/175		



ART.	Suitable for drawer H mm	components	
FFH84051300	50	2 x Longitudinal divider without slots W=457 mm	
FFH84071300	75		
FFH84101300	100/125		
FFH84151300	150/175		
FFH84201300	200/250		





CABINET WITH 5 DRAWERS 3X100 1X150 1X300



CONFIGURE

ART.	drawers		RAL
M52A085C010AKPD	100-75-50	92-96-100%	7035+7016
M52A085C010AK08	100-75-50	92-96-100%	7035
M52A085C010AK04	100-75-50	92-96-100%	5012
M52A085C010ALPD	200	100%	7035+7016
M52A085C010AL08	200	100%	7035
M52A085C010AL04	200	100%	5012

H=850 mm

CABINET WITH 6 DRAWERS 2X75 2X100 1X150 1X250



CONFIGURE

ART.	drawers		RAL
M52A085C010AMPD	100-75-50	92-96-100%	7035+7016
M52A085C010AM08	100-75-50	92-96-100%	7035
M52A085C010AM04	100-75-50	92-96-100%	5012
M52A085C010ANPD	200	100%	7035+7016
M52A085C010AN08	200	100%	7035
M52A085C010AN04	200	100%	5012

H=850 mm

CABINET WITH 7 DRAWERS 1X50 2X75 2X100 1X150 1X200



CONFIGURE

ART.	drawers		RAL
M52A085C010AEPD	100-75-50	92-96-100%	7035+7016
M52A085C010AE08	100-75-50	92-96-100%	7035
M52A085C010AE04	100-75-50	92-96-100%	5012
M52A085C010AFPD	200	100%	7035+7016
M52A085C010AF08	200	100%	7035
M52A085C010AF04	200	100%	5012

H=850 mm Drawers with H=50 mm are all with flexible extraction

CABINET WITH 6 DRAWERS 3X100 2X150 1X300



CONFIGURE

ART.	drawers		RAL
M52A100C010CQPD	100-75-50	92-96-100%	7035+7016
M52A100C010CQ08	100-75-50	92-96-100%	7035
M52A100C010CQ04	100-75-50	92-96-100%	5012
M52A100C010CRPD	200	100%	7035+7016
M52A100C010CR08	200	100%	7035
M52A100C010CR04	200	100%	5012

H=1000 mm



CABINET WITH 7 DRAWERS 2X75 1X100 3X150 1X200



ART.	drawers		RAL
	KG		
M52A100C010AWPD	100-75-50	92-96-100%	7035+7016
M52A100C010AW08	100-75-50	92-96-100%	7035
M52A100C010AW04	100-75-50	92-96-100%	5012
M52A100C010BH04	200	100%	7035+7016
M52A100C010BH08	200	100%	7035
M52A100C010BH04	200	100%	5012

CONFIGURE

H=1000 mm

CABINET WITH 8 DRAWERS 2X75 4X100 1X150 1X200



ART.	drawers		RAL
	KG		
M52A100C010CNP04	100-75-50	92-96-100%	7035+7016
M52A100C010CN08	100-75-50	92-96-100%	7035
M52A100C010CN04	100-75-50	92-96-100%	5012
M52A100C010CPP04	200	100%	7035+7016
M52A100C010CP08	200	100%	7035
M52A100C010CP04	200	100%	5012

CONFIGURE

H=1000 mm

CABINET WITH 9 DRAWERS 2X75 2X100 1X150 3X200 1X300



ART.	drawers		RAL
	KG		
M52A150C010FLPD	100-75-50	92-96-100%	7035+7016
M52A150C010FL08	100-75-50	92-96-100%	7035
M52A150C010FL04	100-75-50	92-96-100%	5012
M52A150C010FMPD	200	100%	7035+7016
M52A150C010FM08	200	100%	7035
M52A150C010FM04	200	100%	5012

CONFIGURE

H=1500 mm

CABINET WITH 10 DRAWERS 2X75 3X100 1X150 4X200



ART.	drawers		RAL
	KG		
M52A150C010FNP04	100-75-50	92-96-100%	7035+7016
M52A150C010FN08	100-75-50	92-96-100%	7035
M52A150C010FN04	100-75-50	92-96-100%	5012
M52A150C010FPP04	200	100%	7035+7016
M52A150C010FP08	200	100%	7035
M52A150C010FP04	200	100%	5012

CONFIGURE

H=1500 mm



INTERNAL DIM. W x D

LOAD CAPACITY

EXTRACTION

RAL 7035 + RAL 7016

RAL 5012

RAL 7035



CONFIGURE

CABINET WITH 11 DRAWERS 2X75 4X100 3X150 2X200

ART.	drawers		RAL
M52A150C010FQPD	100-75-50	92-96-100%	7035+7016
M52A150C010FQ08	100-75-50	92-96-100%	7035
M52A150C010FQ04	100-75-50	92-96-100%	5012
M52A150C010FRPD	200	100%	7035+7016
M52A150C010FR08	200	100%	7035
M52A150C010FR04	200	100%	5012

H=1500 mm



CONFIGURE

CABINET WITH 7 DRAWERS 2XPR 2X75 1X100 3X150 1X200

ART.	drawers		RAL
M52A200C010FSPD	100-75-50	92-96-100%	7035+7016
M52A200C010FS08	100-75-50	92-96-100%	7035
M52A200C010FS04	100-75-50	92-96-100%	5012
M52A200C010FTPD	200	100%	7035+7016
M52A200C010FT08	200	100%	7035
M52A200C010FT04	200	100%	5012

H=2000 mm



CONFIGURE

CABINET WITH DOORS WITH 3 DRAWERS 2XPR 2X100 1X150 2XPE

ART.	drawers / retractable shelves		RAL
M52A200C010FWPD	100-75-50	92-96-100%	7035+7016
M52A200C010FW08	100-75-50	92-96-100%	7035
M52A200C010FW04	100-75-50	92-96-100%	5012
M52A200C010FXPD	200	100%	7035+7016
M52A200C010FX08	200	100%	7035
M52A200C010FX04	200	100%	5012

H=2000 mm



CABINET WITH DOORS WITH 7 DRAWERS 3XPR 2X75 1X100 3X150 1X200

ART.	drawers		RAL
M52A200C010FYPD	100-75-50	92-96-100%	7035+7016
M52A200C010FY08	100-75-50	92-96-100%	7035
M52A200C010FY04	100-75-50	92-96-100%	5012
M52A200C010FZPD	200	100%	7035+7016
M52A200C010FZ08	200	100%	7035
M52A200C010FZ04	200	100%	5012

H=2000 mm

CONFIGURE



CABINET WITH WHEELS WITH 4 DRAWERS 1X100 2X150 1X200

ART.	drawers		RAL
M52R070C01049PD	100-75-50	92-96-100%	7035+7016
M52R070C0104908	100-75-50	92-96-100%	7035
M52R070C0104904	100-75-50	92-96-100%	5012

H=922 mm

Wheels: Elastic rubber Ø 125 mm
Cabinet capacity: 750 kg

CONFIGURE



CABINET WITH WHEELS WITH 5 DRAWERS 2X75 1X100 1X150 1X200

ART.	drawers		RAL
M52R070C01031PD	100-75-50	92-96-100%	7035+7016
M52R070C0103108	100-75-50	92-96-100%	7035
M52R070C0103104	100-75-50	92-96-100%	5012

H=922 mm

Wheels: Elastic rubber Ø 125 mm
Cabinet capacity: 750 kg

CONFIGURE



CABINET WITH WHEELS WITH 6 DRAWERS 2X75 3X100 1X150

ART.	drawers		RAL
M52R070C01044PD	100-75-50	92-96-100%	7035+7016
M52R070C0104408	100-75-50	92-96-100%	7035
M52R070C0104404	100-75-50	92-96-100%	5012

H=922 mm

Wheels: Elastic rubber Ø 125 mm
Cabinet capacity: 750 kg

CONFIGURE





DIVIDING MATERIAL



ART.	Suitable for drawer H mm	components	
FFH40051200	50/300	15 x Transversal divider W=36 mm 10 x Transversal divider W=47 mm 6 x Transversal divider W=73 mm 6 x 2-channel divider 6 x 3-channel divider 6 x 4-channel divider	



ART.	Suitable for drawer H mm	components	
FFH40051500	50/300	30 x Transversal divider W=36 mm 10 x Transversal divider W=47 mm 6 x 3-channel divider 12 x 4-channel divider	




ART.	Suitable for drawer H mm	components	
FFH40051100	50	18 x 150x150 mm Divider box	
FFH40071100	75		
FFH40101100	100/125		



ART.	Suitable for drawer H mm	components	
FFH40051300	50	12 x 150x75 mm Divider box 12 x 150x150 mm Divider box	
FFH40071300	75		
FFH40101300	100/125		



ART.	Suitable for drawer H mm	components	
FFH40051600	50	20 x 75x75 mm Divider box 14 x 150x75 mm Divider box 6 x 150x150 mm Divider box	
FFH40071600	75		



ART.	Suitable for drawer H mm	components	
FFH40050300	50	5 x Longitudinal slotted divider W=457 mm 12 x Transversal divider W=151 mm	
FFH40070300	75		
FFH40100300	100/125		
FFH40150300	150/175		
FFH40200300	200/250		



DIVIDING MATERIAL



ART.	Suitable for drawer H mm	components
FFH40050500	50	4 x Longitudinal slotted divider W=457 mm 2 x Transversal divider W=151 mm 3 x Transversal divider W=202 mm
FFH40070500	75	
FFH40100500	100/125	
FFH40150500	150/175	
FFH40200500	200/250	



ART.	Suitable for drawer H mm	components
FFH40052000	50	2 x Longitudinal slotted divider W=457 mm 2 x Transversal divider W=304 mm
FFH40072000	75	
FFH40102000	100/125	
FFH40152000	150/175	
FFH40202000	200/250	
FFH40302000	300	



ART.	Suitable for drawer H mm	components
FFH40050600	50	7 x Longitudinal slotted divider W=457 mm 12 x Transversal divider W=100 mm 2 x Transversal divider W=151 mm
FFH40070600	75	
FFH40100600	100/125	





CONFIGURE

CABINET WITH 1 DRAWER 1X100

ART.	drawers		RAL
M23A020C01005PD	100-75-50	92-96-100%	7035+7016
M23A020C0100508	100-75-50	92-96-100%	7035
M23A020C0100504	100-75-50	92-96-100%	5012

H=200 mm



CONFIGURE

CABINET WITH 1 DRAWER 1X200

ART.	drawers		RAL
M23A030C01006PD	100-75-50	92-96-100%	7035+7016
M23A030C0100608	100-75-50	92-96-100%	7035
M23A030C0100604	100-75-50	92-96-100%	5012

H=300 mm



CONFIGURE

CABINET WITH 3 DRAWERS 1X50 1X100 1X150

ART.	drawers		RAL
M23A040C01001PD	100-75-50	92-96-100%	7035+7016
M23A040C0100108	100-75-50	92-96-100%	7035
M23A040C0100104	100-75-50	92-96-100%	5012

H=400 mm



CONFIGURE

CABINET WITH 3 DRAWERS 2X75 1X150

ART.	drawers		RAL
M23A040C01002PD	100-75-50	92-96-100%	7035+7016
M23A040C0100208	100-75-50	92-96-100%	7035
M23A040C0100204	100-75-50	92-96-100%	5012

H=400 mm



CONFIGURE

CABINET WITH 4 DRAWERS 2X75 1X150 1X200

ART.	drawers		RAL
M23A060C01020PD	100-75-50	92-96-100%	7035+7016
M23A060C0102008	100-75-50	92-96-100%	7035
M23A060C0102004	100-75-50	92-96-100%	5012

H=600 mm



CONFIGURE

CABINET WITH 5 DRAWERS 1X50 2X75 1X100 1X200

ART.	drawers		RAL
M23A060C01021PD	100-75-50	92-96-100%	7035+7016
M23A060C0102108	100-75-50	92-96-100%	7035
M23A060C0102104	100-75-50	92-96-100%	5012

H=600 mm



CONFIGURE

CABINET WITH 5 DRAWERS 2X75 1X100 1X150 1X200

ART.	drawers		RAL
M23A070C01031PD	100-75-50	92-96-100%	7035+7016
M23A070C0103108	100-75-50	92-96-100%	7035
M23A070C0103104	100-75-50	92-96-100%	5012

H=700 mm



CONFIGURE

CABINET WITH 4 DRAWERS 1X100 2X150 1X200

ART.	drawers		RAL
M23A070C01049PD	100-75-50	92-96-100%	7035+7016
M23A070C0104908	100-75-50	92-96-100%	7035
M23A070C0104904	100-75-50	92-96-100%	5012

H=700 mm



CONFIGURE

CABINET WITH 6 DRAWERS 1X50 2X75 2X100 1X200

ART.	drawers		RAL
M23A070C01032PD	100-75-50	92-96-100%	7035+7016
M23A070C0103208	100-75-50	92-96-100%	7035
M23A070C0103204	100-75-50	92-96-100%	5012

H=700 mm



CONFIGURE

CABINET WITH 4 DRAWERS 2X100 1X200 1X300

ART.	drawers		RAL
M23A080C01055PD	100-75-50	92-96-100%	7035+7016
M23A080C0105508	100-75-50	92-96-100%	7035
M23A080C0105504	100-75-50	92-96-100%	5012

H=800 mm



INTERNAL DIM. W x D



LOAD CAPACITY



EXTRACTION



RAL 7035 + RAL 7016



RAL 5012



RAL 7035



CONFIGURE

CABINET WITH 5 DRAWERS 1X50 2X100 1X150 1X300

ART.	drawers		RAL
M23A080C01054PD	100-75-50	92-96-100%	7035+7016
M23A080C0105408	100-75-50	92-96-100%	7035
M23A080C0105404	100-75-50	92-96-100%	5012

H=800 mm



CONFIGURE

CABINET WITH 6 DRAWERS 2X75 2X100 1X150 1X200

ART.	drawers		RAL
M23A080C01056PD	100-75-50	92-96-100%	7035+7016
M23A080C0105608	100-75-50	92-96-100%	7035
M23A080C0105604	100-75-50	92-96-100%	5012

H=800 mm



CONFIGURE

CABINET WITH 7 DRAWERS 1X50 2X75 2X100 2X150

ART.	drawers		RAL
M23A080C01066PD	100-75-50	92-96-100%	7035+7016
M23A080C0106608	100-75-50	92-96-100%	7035
M23A080C0106604	100-75-50	92-96-100%	5012

H=800 mm



CONFIGURE

CABINET WITH 7 DRAWERS 2X75 4X100 1X150

ART.	drawers		RAL
M23A080C01065PD	100-75-50	92-96-100%	7035+7016
M23A080C0106508	100-75-50	92-96-100%	7035
M23A080C0106504	100-75-50	92-96-100%	5012

H=800 mm



CONFIGURE

CABINET WITH DOOR WITH 1 DRAWER 1X75 1XPR 1XPE

ART.	drawers / retractable shelves		RAL
M23A080C01069PD	100-75-50	92-96-100%	7035+7016
M23A080C0106908	100-75-50	92-96-100%	7035
M23A080C0106904	100-75-50	92-96-100%	5012

H=800 mm



CONFIGURE

CABINET WITH 4 DRAWERS 3X150 1X300

ART.	drawers		RAL
M23A085C010AQPDP	100-75-50	92-96-100%	7035+7016
M23A085C010AQ08	100-75-50	92-96-100%	7035
M23A085C010AQ04	100-75-50	92-96-100%	5012

H=850 mm



CONFIGURE

CABINET WITH 5 DRAWERS 1X50 2X100 1X200 1X300

ART.	drawers		RAL
M23A085C01093PD	100-75-50	92-96-100%	7035+7016
M23A085C0109308	100-75-50	92-96-100%	7035
M23A085C0109304	100-75-50	92-96-100%	5012

H=850 mm



CONFIGURE

CABINET WITH 5 DRAWERS 2X100 1X150 2X200

ART.	drawers		RAL
M23A085C01090PD	100-75-50	92-96-100%	7035+7016
M23A085C0109008	100-75-50	92-96-100%	7035
M23A085C0109004	100-75-50	92-96-100%	5012

H=850 mm



CONFIGURE

CABINET WITH 6 DRAWERS 1X75 3X100 1X125 1X250

ART.	drawers		RAL
M23A085C01094PD	100-75-50	92-96-100%	7035+7016
M23A085C0109408	100-75-50	92-96-100%	7035
M23A085C0109404	100-75-50	92-96-100%	5012

H=850 mm



CONFIGURE

CABINET WITH 6 DRAWERS 1X50 2X100 2X150 1X200

ART.	drawers		RAL
M23A085C01091PD	100-75-50	92-96-100%	7035+7016
M23A085C0109108	100-75-50	92-96-100%	7035
M23A085C0109104	100-75-50	92-96-100%	5012

H=850 mm

PE: RETRACTABLE SHELF
PR: ADJUSTABLE SHELF



INTERNAL DIM. W x D



LOAD CAPACITY



EXTRACTION



RAL 7035 + RAL 7016



RAL 5012



RAL 7035



CONFIGURE

CABINET WITH 7 DRAWERS 1X50 2X75 2X100 1X150 1X200

ART.	drawers		RAL
M23A085C010AEPD	100-75-50	92-96-100%	7035+7016
M23A085C010AE08	100-75-50	92-96-100%	7035
M23A085C010AE04	100-75-50	92-96-100%	5012

H=850 mm



CONFIGURE

CABINET WITH 7 DRAWERS 2X75 3X100 2X150

ART.	drawers		RAL
M23A085C01095PD	100-75-50	92-96-100%	7035+7016
M23A085C0109508	100-75-50	92-96-100%	7035
M23A085C0109504	100-75-50	92-96-100%	5012

H=850 mm



CONFIGURE

CABINET WITH 8 DRAWERS 1X50 2X75 4X100 1X150

ART.	drawers		RAL
M23A085C01087PD	100-75-50	92-96-100%	7035+7016
M23A085C0108708	100-75-50	92-96-100%	7035
M23A085C0108704	100-75-50	92-96-100%	5012

H=850 mm



CONFIGURE

CABINET WITH WHEELS WITH 4 DRAWERS 2X75 1X150 1X200

ART.	drawers		RAL
M23R060C01020PD	100-75-50	92-96-100%	7035+7016
M23R060C0102008	100-75-50	92-96-100%	7035
M23R060C0102004	100-75-50	92-96-100%	5012

H=822 mm

Wheels: Standard rubber Ø 125 mm
Cabinet capacity: 300 kg



CONFIGURE

CABINET WITH WHEELS WITH 5 DRAWERS 1X50 2X75 1X100 1X200

ART.	drawers		RAL
M23R060C01021PD	100-75-50	92-96-100%	7035+7016
M23R060C0102108	100-75-50	92-96-100%	7035
M23R060C0102104	100-75-50	92-96-100%	5012

H=822 mm

Wheels: Standard rubber Ø 125 mm
Cabinet capacity: 300 kg



CONFIGURE

CABINET WITH WHEELS WITH 6 DRAWERS 4X75 2X100

ART.	drawers		RAL
M23R060C01022PD	100-75-50	92-96-100%	7035+7016
M23R060C0102208	100-75-50	92-96-100%	7035
M23R060C0102204	100-75-50	92-96-100%	5012

H=822 mm

Wheels: Standard rubber Ø 125 mm
Cabinet capacity: 300 kg



CONFIGURE

CABINET WITH WHEELS WITH 5 DRAWERS 2X75 1X100 1X150 1X200

ART.	drawers		RAL
M23R070C01031PD	100-75-50	92-96-100%	7035+7016
M23R070C0103108	100-75-50	92-96-100%	7035
M23R070C0103104	100-75-50	92-96-100%	5012

H=922 mm

Wheels: Standard rubber Ø 125 mm
Cabinet capacity: 300 kg



CONFIGURE

CABINET WITH WHEELS WITH 6 DRAWERS 1X50 2X75 2X100 1X200

ART.	drawers		RAL
M23R070C01032PD	100-75-50	92-96-100%	7035+7016
M23R070C0103208	100-75-50	92-96-100%	7035
M23R070C0103204	100-75-50	92-96-100%	5012

H=922 mm

Wheels: Standard rubber Ø 125 mm
Cabinet capacity: 300 kg



CONFIGURE

CABINET WITH WHEELS WITH 5 DRAWERS 1X50 2X100 1X150 1X300

ART.	drawers		RAL
M23R080C01054PD	100-75-50	92-96-100%	7035+7016
M23R080C0105408	100-75-50	92-96-100%	7035
M23R080C0105404	100-75-50	92-96-100%	5012

H=1022 mm

Wheels: Standard rubber Ø 125 mm
Cabinet capacity: 300 kg



CONFIGURE

CABINET WITH WHEELS WITH 5 DRAWERS 3X100 2X200

ART.	drawers		RAL
M23R080C01063PD	100-75-50	92-96-100%	7035+7016
M23R080C0106308	100-75-50	92-96-100%	7035
M23R080C0106304	100-75-50	92-96-100%	5012

H=1022 mm

Wheels: Standard rubber Ø 125 mm
Cabinet capacity: 300 kg



INTERNAL DIM. W x D



LOAD CAPACITY



EXTRACTION



RAL 7035 + RAL 7016



RAL 5012



RAL 7035



CONFIGURE

CABINET WITH WHEELS WITH 7 DRAWERS 2X75 4X100 1X150

ART.	drawers		RAL
M23R080C01065PD	100-75-50	92-96-100%	7035+7016
M23R080C0106508	100-75-50	92-96-100%	7035
M23R080C0106504	100-75-50	92-96-100%	5012

H=1022 mm Wheels: Standard rubber Ø 125 mm
Cabinet capacity: 300 kg



CONFIGURE

CABINET WITH WHEELS WITH 7 DRAWERS 1X50 2X75 2X100 2X150

ART.	drawers		RAL
M23R080C01066PD	100-75-50	92-96-100%	7035+7016
M23R080C0106608	100-75-50	92-96-100%	7035
M23R080C0106604	100-75-50	92-96-100%	5012

H=1022 mm Wheels: Standard rubber Ø 125 mm
Cabinet capacity: 300 kg






Tools and thermoformed items not included



DRAWER H 50 mm
Set consisting of 12 x 36 mm 4-channel dividers and 65 transversal dividers



DRAWER H 75 mm
Set for thermoformed items



DRAWER H 150 mm
Set consisting of 2 x 610 mm longitudinal slotted dividers and 3 x 149 mm transversal dividers



INTERNAL DIM. W x D



LOAD CAPACITY



EXTRACTION



RAL 7035+RAL 7016



RAL 5012



RAL 7035



DIVIDING MATERIAL



ART.	Suitable for drawer H mm	components	
FFH86050100	50/300	50 x Transversal divider W=36 mm 12 x 4-channel divider	



ART.	Suitable for drawer H mm	components	
FFH86050200	50/300	4 x 4-channel divider 8 x 3-channel divider 20 x Transversal divider W=36 mm 10 x Transversal divider W=47 mm	



ART.	Suitable for drawer H mm	components	
FFH86050300	50/300	4 x 3-channel divider 8 x 2-channel divider 20 x Transversal divider W=47 mm 10 x Transversal divider W=73 mm	



ART.	Suitable for drawer H mm	components	
FFH86051600	50	16 x 75x75 mm Divider box with fixed partition	
FFH86071600	75	16 x 75x75 mm Divider box 4 x 150x75 mm Divider box 2 x 150x150 mm Divider box	



ART.	Suitable for drawer H mm	components	
FFH86051700	50	16 x 75x75 mm Divider box 8 x 150x75 mm Divider box	
FFH86071700	75	4 x 150x150 mm Divider box	



ART.	Suitable for drawer H mm	components	
FFH86051800	50		
FFH86071800	75	12 x 150x75 mm Divider box 6 x 150x150 mm Divider box	
FFH86101800	100/125		



DIVIDING MATERIAL



ART.	Suitable for drawer H mm	components
FFH86050700	50	1 x Longitudinal slotted divider W=610 mm 1 x Transversal divider W=202 mm 1 x Transversal divider W=253 mm
FFH86070700	75	
FFH86100700	100/125	
FFH86150700	150/175	
FFH86200700	200/250	
FFH86300700	300	



ART.	Suitable for drawer H mm	components
FFH86050800	50	2 x Longitudinal slotted divider W=610 mm 3 x Transversal divider W=151 mm
FFH86070800	75	
FFH86100800	100/125	
FFH86150800	150/175	
FFH86200800	200/250	
FFH86300800	300	




ART.	Suitable for drawer H mm	components
FFH86050900	50	2 x Longitudinal slotted divider W=610 mm 10 x Transversal divider W=151 mm
FFH86070900	75	
FFH86100900	100/125	
FFH86150900	150/175	
FFH86200900	200/250	



ART.	Suitable for drawer H mm	components
FFH86051000	50	3 x Longitudinal slotted divider W=610 mm 6 x Transversal divider W=100 mm 2 x Transversal divider W=151 mm
FFH86071000	75	
FFH86101000	100/125	
FFH86151000	150/175	



ART.	Suitable for drawer H mm	components
FFH86051300	50	2 x Longitudinal divider without slots W=610 mm
FFH86071300	75	
FFH86101300	100/125	
FFH86151300	150/175	
FFH86201300	200/250	
FFH86301300	300	



ART.	Suitable for drawer H mm	components
FFH86051900	50/300	2 x Multi-purpose tool holder



CABINET WITH 4 DRAWERS 1X100 2X150 1X300



ART.	drawers		RAL
M33A080C01072PD	100-75-50	92-96-100%	7035+7016
M33A080C0107208	100-75-50	92-96-100%	7035
M33A080C0107204	100-75-50	92-96-100%	5012

H=800 mm

CONFIGURE

CABINET WITH 6 DRAWERS 2X75 2X100 1X150 1X200



ART.	drawers		RAL
M33A080C01056PD	100-75-50	92-96-100%	7035+7016
M33A080C0105608	100-75-50	92-96-100%	7035
M33A080C0105604	100-75-50	92-96-100%	5012

H=800 mm

CONFIGURE

CABINET WITH 4 DRAWERS 1X100 1X150 1X200 1X300



ART.	drawers		RAL
M33A085C01092PD	100-75-50	92-96-100%	7035+7016
M33A085C0109208	100-75-50	92-96-100%	7035
M33A085C0109204	100-75-50	92-96-100%	5012
M33A085C010ASPD	200	100%	7035+7016
M33A085C010AS08	200	100%	7035
M33A085C010AS04	200	100%	5012

H=850 mm

CONFIGURE

CABINET WITH 5 DRAWERS 1X50 2X100 1X200 1X300



ART.	drawers		RAL
M33A085C01093PD	100-75-50	92-96-100%	7035+7016
M33A085C0109308	100-75-50	92-96-100%	7035
M33A085C0109304	100-75-50	92-96-100%	5012
M33A085C010ATPD	200	100%	7035+7016
M33A085C010AT08	200	100%	7035
M33A085C010AT04	200	100%	5012

H=850 mm Drawers with H=50 mm are all with flexible extraction

CONFIGURE



CONFIGURE

CABINET WITH 5 DRAWERS 1X100 3X150 1X200

ART.	drawers		RAL
M33A085C01088PD	100-75-50	92-96-100%	7035+7016
M33A085C0108808	100-75-50	92-96-100%	7035
M33A085C0108804	100-75-50	92-96-100%	5012
M33A085C010APPD	200	100%	7035+7016
M33A085C010AP08	200	100%	7035
M33A085C010AP04	200	100%	5012

H=850 mm



CONFIGURE

CABINET WITH 7 DRAWERS 1X50 2X75 2X100 1X150 1X200

ART.	drawers		RAL
M33A085C010AEPD	100-75-50	92-96-100%	7035+7016
M33A085C010AE08	100-75-50	92-96-100%	7035
M33A085C010AE04	100-75-50	92-96-100%	5012
M33A085C010AFPD	200	100%	7035+7016
M33A085C010AF08	200	100%	7035
M33A085C010AF04	200	100%	5012

H=850 mm Drawers with H=50 mm are all with flexible extraction



CONFIGURE

CABINET WITH 7 DRAWERS 2X75 3X100 2X150

ART.	drawers		RAL
M33A085C01095PD	100-75-50	92-96-100%	7035+7016
M33A085C0109508	100-75-50	92-96-100%	7035
M33A085C0109504	100-75-50	92-96-100%	5012
M33A085C010AUPD	200	100%	7035+7016
M33A085C010AU08	200	100%	7035
M33A085C010AU04	200	100%	5012

H=850 mm



CONFIGURE

CABINET WITH 8 DRAWERS 1X50 2X75 4X100 1X150

ART.	drawers		RAL
M33A085C01087PD	100-75-50	92-96-100%	7035+7016
M33A085C0108708	100-75-50	92-96-100%	7035
M33A085C0108704	100-75-50	92-96-100%	5012
M33A085C010AVPD	200	100%	7035+7016
M33A085C010AV08	200	100%	7035
M33A085C010AV04	200	100%	5012

H=850 mm Drawers with H=50 mm are all with flexible extraction



INTERNAL DIM. W x D



LOAD CAPACITY



EXTRACTION



RAL 7035+RAL 7016



RAL 5012



RAL 7035



CABINET WITH 6 DRAWERS 1X50 3X150 2X200

ART.	drawers		RAL
	KG		
M33A100C010CZPD	100-75-50	92-96-100%	7035+7016
M33A100C010CZ08	100-75-50	92-96-100%	7035
M33A100C010CZ04	100-75-50	92-96-100%	5012
M33A100C010DAPD	200	100%	7035+7016
M33A100C010DA08	200	100%	7035
M33A100C010DA04	200	100%	5012

CONFIGURE

H=1000 mm Drawers with H=50 mm are all with flexible extraction



CABINET WITH 6 DRAWERS 1X100 4X150 1X200

ART.	drawers		RAL
	KG		
M33A100C010DBPD	100-75-50	92-96-100%	7035+7016
M33A100C010DB08	100-75-50	92-96-100%	7035
M33A100C010DB04	100-75-50	92-96-100%	5012
M33A100C010DCPD	200	100%	7035+7016
M33A100C010DC08	200	100%	7035
M33A100C010DC04	200	100%	5012

CONFIGURE

H=1000 mm



CABINET WITH 7 DRAWERS 1X50 2X75 2X100 1X200 1X300

ART.	drawers		RAL
	KG		
M33A100C010BNPD	100-75-50	92-96-100%	7035+7016
M33A100C010BN08	100-75-50	92-96-100%	7035
M33A100C010BN04	100-75-50	92-96-100%	5012
M33A100C010BPPD	200	100%	7035+7016
M33A100C010BP08	200	100%	7035
M33A100C010BP04	200	100%	5012

CONFIGURE

H=1000 mm Drawers with H=50 mm are all with flexible extraction



CABINET WITH 7 DRAWERS 2X75 1X100 3X150 1X200

ART.	drawers		RAL
	KG		
M33A100C010AWPD	100-75-50	92-96-100%	7035+7016
M33A100C010AW08	100-75-50	92-96-100%	7035
M33A100C010AW04	100-75-50	92-96-100%	5012
M33A100C010BHPD	200	100%	7035+7016
M33A100C010BH08	200	100%	7035
M33A100C010BH04	200	100%	5012

CONFIGURE

H=1000 mm



CONFIGURE

CABINET WITH 8 DRAWERS 1X50 2X75 2X100 2X150 1X200

ART.	drawers		RAL
M33A100C010CUPD	100-75-50	92-96-100%	7035+7016
M33A100C010CU08	100-75-50	92-96-100%	7035
M33A100C010CU04	100-75-50	92-96-100%	5012
M33A100C010CVPD	200	100%	7035+7016
M33A100C010CV08	200	100%	7035
M33A100C010CV04	200	100%	5012

H=1000 mm Drawers with H=50 mm are all with flexible extraction



CONFIGURE

CABINET WITH 8 DRAWERS 2X75 3X100 3X150

ART.	drawers		RAL
M33A100C010DDPD	100-75-50	92-96-100%	7035+7016
M33A100C010DD08	100-75-50	92-96-100%	7035
M33A100C010DD04	100-75-50	92-96-100%	5012
M33A100C010DEPD	200	100%	7035+7016
M33A100C010DE08	200	100%	7035
M33A100C010DE04	200	100%	5012

H=1000 mm



CONFIGURE

CABINET WITH 9 DRAWERS 9X100

ART.	drawers		RAL
M33A100C010BLPD	100-75-50	92-96-100%	7035+7016
M33A100C010BL08	100-75-50	92-96-100%	7035
M33A100C010BL04	100-75-50	92-96-100%	5012
M33A100C010BMPD	200	100%	7035+7016
M33A100C010BM08	200	100%	7035
M33A100C010BM04	200	100%	5012

H=1000 mm



CONFIGURE

CABINET WITH 10 DRAWERS 1X50 2X75 7X100

ART.	drawers		RAL
M33A100C010DFPD	100-75-50	92-96-100%	7035+7016
M33A100C010DF08	100-75-50	92-96-100%	7035
M33A100C010DF04	100-75-50	92-96-100%	5012
M33A100C010DGPD	200	100%	7035+7016
M33A100C010DG08	200	100%	7035
M33A100C010DG04	200	100%	5012

H=1000 mm Drawers with H=50 mm are all with flexible extraction



INTERNAL DIM. W x D



LOAD CAPACITY



EXTRACTION



RAL 7035 + RAL 7016



RAL 5012



RAL 7035





DRAWER H 50 mm
Set consisting of 16 x 36 mm 4-channel dividers and 65 transversal dividers



DRAWER H 75 mm
Set for thermoformed items



DRAWER H 75 mm
Set for thermoformed items



DRAWER H 100 mm
Set for thermoformed items



DRAWER H 100 mm
Set consisting of 3 x 610 mm longitudinal slotted dividers and 15 x 149 mm transversal dividers



DRAWER H 200 mm
Set consisting of 2 x 610 mm longitudinal slotted dividers and 3 x 200 mm transversal dividers



DRAWER H 300 mm
Set consisting of 1 x 610 mm longitudinal slotted divider



Available in various sizes

Tools and thermoformed items not included



CONFIGURE

CABINET WITH DOORS WITH 2 DRAWERS 2X75 2XPE

ART.	drawers / retractable shelves		RAL
M33A100C010LJPD	100-75-50	92-96-100%	7035+7016
M33A100C010LJ08	100-75-50	92-96-100%	7035
M33A100C010LJ04	100-75-50	92-96-100%	5012
M33A100C010LKPD	200	100%	7035+7016
M33A100C010LK08	200	100%	7035
M33A100C010LK04	200	100%	5012

H=1022 mm



CONFIGURE

CABINET WITH DOORS 2XPR 2XPE

ART.	retractable shelves		RAL
M33A100C010LMPD	100-75-50	92-96-100%	7035+7016
M33A100C010LM08	100-75-50	92-96-100%	7035
M33A100C010LM04	100-75-50	92-96-100%	5012
M33A100C010LNPD	200	100%	7035+7016
M33A100C010LN08	200	100%	7035
M33A100C010LN04	200	100%	5012

H=1022 mm



CONFIGURE

CABINET WITH DOORS WITH 4 DRAWERS 4X75

ART.	drawers		RAL
M33A100C010CCPD	100-75-50	92-96-100%	7035+7016
M33A100C010CC08	100-75-50	92-96-100%	7035
M33A100C010CC04	100-75-50	92-96-100%	5012
M33A100C010CDPD	200	100%	7035+7016
M33A100C010CD08	200	100%	7035
M33A100C010CD04	200	100%	5012

H=1022 mm



CONFIGURE

CABINET WITH DOORS WITH 3 DRAWERS 1X125 2X75 2XPE

ART.	drawers / retractable shelves		RAL
M33A100C010LRPD	100-75-50	92-96-100%	7035+7016
M33A100C010LR08	100-75-50	92-96-100%	7035
M33A100C010LR04	100-75-50	92-96-100%	5012
M33A100C010LSPD	200	100%	7035+7016
M33A100C010LS08	200	100%	7035
M33A100C010LS04	200	100%	5012

H=1022 mm



CONFIGURE

CABINET WITH DOORS WITH 5 DRAWERS 1X50 2X75 2X100 1XPE

ART.	drawers / retractable shelves		RAL
M33A100C010LTPD	100-75-50	92-96-100%	7035+7016
M33A100C010LT08	100-75-50	92-96-100%	7035
M33A100C010LT04	100-75-50	92-96-100%	5012
M33A100C010LUPD	200	100%	7035+7016
M33A100C010LU08	200	100%	7035
M33A100C010LU04	200	100%	5012

H=1022 mm Drawers with H=50 mm are all with flexible extraction



CONFIGURE

CABINET WITH DOORS WITH 5 DRAWERS 1X50 4X75 1XPE

ART.	drawers / retractable shelves		RAL
M33A100C010LVPD	100-75-50	92-96-100%	7035+7016
M33A100C010LV08	100-75-50	92-96-100%	7035
M33A100C010LV04	100-75-50	92-96-100%	5012
M33A100C010LWPD	200	100%	7035+7016
M33A100C010LW08	200	100%	7035
M33A100C010LW04	200	100%	5012

H=1022 mm Drawers with H=50 mm are all with flexible extraction



CONFIGURE

CABINET WITH SLIDING DOORS WITH 4 DRAWERS 4X75 2XPE

ART.	drawers / retractable shelves		RAL
M33D100C010GYPD	100-75-50	92-96-100%	7035+7016
M33D100C010GY08	100-75-50	92-96-100%	7035
M33D100C010GY04	100-75-50	92-96-100%	5012
M33D100C010GZPD	200	100%	7035+7016
M33D100C010GZ08	200	100%	7035
M33D100C010GZ04	200	100%	5012

H=1022 mm



CONFIGURE

CABINET WITH SLIDING DOORS 4XPR 2XPE

ART.	retractable shelves		RAL
M33D100C010JAPD	100-75-50	92-96-100%	7035+7016
M33D100C010JA08	100-75-50	92-96-100%	7035
M33D100C010JA04	100-75-50	92-96-100%	5012
M33D100C010JBPD	200	100%	7035+7016
M33D100C010JB08	200	100%	7035
M33D100C010JB04	200	100%	5012

H=1022 mm

PE: RETRACTABLE SHELF
PR: ADJUSTABLE SHELF



INTERNAL DIM. W x D

LOAD CAPACITY

EXTRACTION

RAL 7035 + RAL 7016

RAL 5012

RAL 7035



CONFIGURE

CABINET WITH SLIDING DOORS WITH 4 DRAWERS 4X75 4XPE

ART.	drawers / retractable shelves		RAL
M33D100C010HEPD	100-75-50	92-96-100%	7035+7016
M33D100C010HE08	100-75-50	92-96-100%	7035
M33D100C010HE04	100-75-50	92-96-100%	5012
M33D100C010HFPD	200	100%	7035+7016
M33D100C010HF08	200	100%	7035
M33D100C010HF04	200	100%	5012

H=1022 mm



CONFIGURE

CABINET WITH 9 DRAWERS 2X75 2X100 1X150 3X200 1X300

ART.	drawers		RAL
M33A150C010LXPD	100-75-50	92-96-100%	7035+7016
M33A150C010LX08	100-75-50	92-96-100%	7035
M33A150C010LX04	100-75-50	92-96-100%	5012
M33A150C010LYPD	200	100%	7035+7016
M33A150C010LY08	200	100%	7035
M33A150C010LY04	200	100%	5012

H=1500 mm



CONFIGURE

CABINET WITH 9 DRAWERS 2X100 6X150 1X300

ART.	drawers		RAL
M33A150C010FJPD	100-75-50	92-96-100%	7035+7016
M33A150C010FJ08	100-75-50	92-96-100%	7035
M33A150C010FJ04	100-75-50	92-96-100%	5012
M33A150C010FKPD	200	100%	7035+7016
M33A150C010FK08	200	100%	7035
M33A150C010FK04	200	100%	5012

H=1500 mm



CONFIGURE

CABINET WITH 10 DRAWERS 1X50 4X100 1X150 4X200

ART.	drawers		RAL
M33A150C010LZPD	100-75-50	92-96-100%	7035+7016
M33A150C010LZ08	100-75-50	92-96-100%	7035
M33A150C010LZ04	100-75-50	92-96-100%	5012
M33A150C010MAPD	200	100%	7035+7016
M33A150C010MA08	200	100%	7035
M33A150C010MA04	200	100%	5012

H=1500 mm Drawers with H=50 mm are all with flexible extraction



CONFIGURE

CABINET WITH DOORS WITH 3 DRAWERS 2X75 1X150 2XPE

ART.	drawers / retractable shelves		RAL
M33A150C010LAPD	100-75-50	92-96-100%	7035+7016
M33A150C010LA08	100-75-50	92-96-100%	7035
M33A150C010LA04	100-75-50	92-96-100%	5012
M33A150C010LBPD	200	100%	7035+7016
M33A150C010LB08	200	100%	7035
M33A150C010LB04	200	100%	5012

H=1500 mm



CONFIGURE

CABINET WITH DOORS 3XPR 2XPE

ART.	retractable shelves		RAL
M33A150C010LCPD	100-75-50	92-96-100%	7035+7016
M33A150C010LC08	100-75-50	92-96-100%	7035
M33A150C010LC04	100-75-50	92-96-100%	5012
M33A150C010LDPD	200	100%	7035+7016
M33A150C010LD08	200	100%	7035
M33A150C010LD04	200	100%	5012

H=1500 mm



CONFIGURE

CABINET WITH DOORS WITH 5 DRAWERS 2X75 3X150

ART.	drawers		RAL
M33A150C010LEPD	100-75-50	92-96-100%	7035+7016
M33A150C010LE08	100-75-50	92-96-100%	7035
M33A150C010LE04	100-75-50	92-96-100%	5012
M33A150C010LFPD	200	100%	7035+7016
M33A150C010LF08	200	100%	7035
M33A150C010LF04	200	100%	5012

H=1500 mm



PE: RETRACTABLE SHELF
PR: ADJUSTABLE SHELF



INTERNAL DIM. W x D



LOAD CAPACITY



EXTRACTION



RAL 7035+RAL 7016



RAL 5012



RAL 7035



CABINET WITH 7 DRAWERS 2XPR 2X75 1X100 3X150 1X200

ART.	drawers		RAL
M33A200C010FSPD	100-75-50	92-96-100%	7035+7016
M33A200C010FS08	100-75-50	92-96-100%	7035
M33A200C010FS04	100-75-50	92-96-100%	5012
M33A200C010FTPD	200	100%	7035+7016
M33A200C010FT08	200	100%	7035
M33A200C010FT04	200	100%	5012

H=2000 mm

CONFIGURE



CABINET WITH DOORS WITH 3 DRAWERS 2XPR 2X100 1X150 2XPE

ART.	drawers / retractable shelves		RAL
M33A200C010FWPD	100-75-50	92-96-100%	7035+7016
M33A200C010FW08	100-75-50	92-96-100%	7035
M33A200C010FW04	100-75-50	92-96-100%	5012
M33A200C010FXPD	200	100%	7035+7016
M33A200C010FX08	200	100%	7035
M33A200C010FX04	200	100%	5012

H=2000 mm

CONFIGURE



CABINET WITH DOORS WITH 7 DRAWERS 3XPR 2X75 1X100 3X150 1X200

ART.	drawers		RAL
M33A200C010FYPD	100-75-50	92-96-100%	7035+7016
M33A200C010FY08	100-75-50	92-96-100%	7035
M33A200C010FY04	100-75-50	92-96-100%	5012
M33A200C010FZPD	200	100%	7035+7016
M33A200C010FZ08	200	100%	7035
M33A200C010FZ04	200	100%	5012

H=2000 mm

CONFIGURE



CONFIGURE

CABINET WITH WHEELS WITH 3 DRAWERS 1X100 1X200 1X300

ART.	drawers		RAL
M33R070C01029PD	100-75-50	92-96-100%	7035+7016
M33R070C0102908	100-75-50	92-96-100%	7035
M33R070C0102904	100-75-50	92-96-100%	5012

H=922 mm Wheels: Elastic rubber Ø 125 mm
Cabinet capacity: 750 kg



CONFIGURE

CABINET WITH WHEELS WITH 5 DRAWERS 1X50 2X100 1X150 1X200

ART.	drawers		RAL
M33R070C01040PD	100-75-50	92-96-100%	7035+7016
M33R070C0104008	100-75-50	92-96-100%	7035
M33R070C0104004	100-75-50	92-96-100%	5012

H=922 mm Wheels: Elastic rubber Ø 125 mm
Cabinet capacity: 750 kg



CONFIGURE

CABINET WITH WHEELS WITH 6 DRAWERS 2X75 3X100 1X150

ART.	drawers		RAL
M33R070C01044PD	100-75-50	92-96-100%	7035+7016
M33R070C0104408	100-75-50	92-96-100%	7035
M33R070C0104404	100-75-50	92-96-100%	5012

H=922 mm Wheels: Elastic rubber Ø 125 mm
Cabinet capacity: 750 kg



CONFIGURE

CABINET WITH WHEELS WITH 7 DRAWERS 2X75 2X100 2X125 1X150

ART.	drawers		RAL
M33R085C010ACPD	100-75-50	92-96-100%	7035+7016
M33R085C010AC08	100-75-50	92-96-100%	7035
M33R085C010AC04	100-75-50	92-96-100%	5012

H=1072 mm Wheels: Elastic rubber Ø 125 mm
Cabinet capacity: 750 kg



CONFIGURE

CABINET WITH WHEELS WITH 8 DRAWERS 4X75 3X100 1X150

ART.	drawers		RAL
M33R085C010AGPD	100-75-50	92-96-100%	7035+7016
M33R085C010AG08	100-75-50	92-96-100%	7035
M33R085C010AG04	100-75-50	92-96-100%	5012

H=1072 mm Wheels: Elastic rubber Ø 125 mm
Cabinet capacity: 750 kg

PE: RETRACTABLE SHELF
PR: ADJUSTABLE SHELF



DIVIDING MATERIAL



ART.	Suitable for drawer H mm	components	
FFH20051500	50/300	35 x Transversal divider W=73 mm 16 x 2-channel divider	



ART.	Suitable for drawer H mm	components	
FFH20051600	50/300	50 x Transversal divider W=47 mm 16 x 3-channel divider	



ART.	Suitable for drawer H mm	components	
FFH20051700	50/300	65 x Transversal divider W=36 mm 16 x 4-channel divider	



ART.	Suitable for drawer H mm	components	
FFH20052000	50/300	30 x Transversal divider W=36 mm 20 x Transversal divider W=47 mm 10 x Transversal divider W=73 mm 4 x 2-channel divider 8 x 3-channel divider 4 x 4-channel divider	



ART.	Suitable for drawer H mm	components	
FFH20052100	50/300	8 x 3-channel divider 8 x 4-channel divider 16 x Transversal divider W=47 mm 24 x Transversal divider W=36 mm	



ART.	Suitable for drawer H mm	components	
FFH20051200	50	16 x 75x75 mm Divider box 16 x 150x75 mm Divider box	
FFH20071200	75	4 x 150x150 mm Divider box	



DIVIDING MATERIAL



ART.	Suitable for drawer H mm	components	
FFH20051300	50	16 x 150x75 mm Divider box 8 x 150x150 mm Divider box	
FFH20071300	75		
FFH20101300	100/125		




ART.	Suitable for drawer H mm	components	
FFH20050500	50	1 x Longitudinal slotted divider W=610 mm 2 x Transversal divider W=304 mm	
FFH20070500	75		
FFH20100500	100/125		
FFH20150500	150/175		
FFH20200500	200/250		
FFH20300500	300		



ART.	Suitable for drawer H mm	components	
FFH20050600	50	2 x Longitudinal slotted divider W=610 mm 3 x Transversal divider W=202 mm	
FFH20070600	75		
FFH20100600	100/125		
FFH20150600	150/175		
FFH20200600	200/250		
FFH20300600	300		



ART.	Suitable for drawer H mm	components	
FFH20050700	50	3 x Longitudinal slotted divider W=610 mm 15 x Transversal divider W=151 mm	
FFH20070700	75		
FFH20100700	100/125		
FFH20150700	150/175		
FFH20200700	200/250		



ART.	Suitable for drawer H mm	components	
FFH20050800	50	4 x Longitudinal slotted divider W=610 mm 9 x Transversal divider W=151 mm 12 x Transversal divider W=100 mm	
FFH20070800	75		
FFH20100800	100/125		



ART.	Suitable for drawer H mm	components	
FFH20050900	50	5 x Longitudinal slotted divider W=610 mm 20 x Transversal divider W=100 mm	
FFH20070900	75		
FFH20100900	100/125		
FFH20150900	150/175		



CABINET WITH 7 DRAWERS 1X50 2X75 2X100 1X150 1X200



ART.	drawers		RAL
M43A085C010AEPD	100-75-50	92-96-100%	7035+7016
M43A085C010AE08	100-75-50	92-96-100%	7035
M43A085C010AE04	100-75-50	92-96-100%	5012
M43A085C010AFPD	200	100%	7035+7016
M43A085C010AF08	200	100%	7035
M43A085C010AF04	200	100%	5012

CONFIGURE

H=850 mm Drawers with H=50 mm are all with flexible extraction

CABINET WITH 7 DRAWERS 2X75 2X100 2X125 1X150



ART.	drawers		RAL
M43A085C010ACPD	100-75-50	92-96-100%	7035+7016
M43A085C010AC08	100-75-50	92-96-100%	7035
M43A085C010AC04	100-75-50	92-96-100%	5012
M43A085C010ADPD	200	100%	7035+7016
M43A085C010AD08	200	100%	7035
M43A085C010AD04	200	100%	5012

CONFIGURE

H=850 mm

CABINET WITH 8 DRAWERS 4X75 3X100 1X150



ART.	drawers		RAL
M43A085C010AGPD	100-75-50	92-96-100%	7035+7016
M43A085C010AG08	100-75-50	92-96-100%	7035
M43A085C010AG04	100-75-50	92-96-100%	5012
M43A085C010AHPD	200	100%	7035+7016
M43A085C010AH08	200	100%	7035
M43A085C010AH04	200	100%	5012

CONFIGURE

H=850 mm

CABINET WITH 7 DRAWERS 1X50 2X75 2X100 1X200 1X300



ART.	drawers		RAL
M43A100C010BNPD	100-75-50	92-96-100%	7035+7016
M43A100C010BN08	100-75-50	92-96-100%	7035
M43A100C010BN04	100-75-50	92-96-100%	5012
M43A100C010BPPD	200	100%	7035+7016
M43A100C010BP08	200	100%	7035
M43A100C010BP04	200	100%	5012

CONFIGURE

H=1000 mm Drawers with H=50 mm are all with flexible extraction



CONFIGURE

CABINET WITH 8 DRAWERS 1X50 2X75 3X100 1X150 1X250

ART.	drawers		RAL
M43A100C010BQPD	100-75-50	92-96-100%	7035+7016
M43A100C010BQ08	100-75-50	92-96-100%	7035
M43A100C010BQ04	100-75-50	92-96-100%	5012
M43A100C010BRPD	200	100%	7035+7016
M43A100C010BR08	200	100%	7035
M43A100C010BR04	200	100%	5012

H=1000 mm Drawers with H=50 mm are all with flexible extraction



CONFIGURE

CABINET WITH 9 DRAWERS 3X50 2X75 2X100 1X150 1X250

ART.	drawers		RAL
M43A100C010CSPD	100-75-50	92-96-100%	7035+7016
M43A100C010CS08	100-75-50	92-96-100%	7035
M43A100C010CS04	100-75-50	92-96-100%	5012
M43A100C010CTPD	200	100%	7035+7016
M43A100C010CT08	200	100%	7035
M43A100C010CT04	200	100%	5012

H=1000 mm Drawers with H=50 mm are all with flexible extraction



CONFIGURE

CABINET WITH 9 DRAWERS 3X100 4X150 1X200 1X300

ART.	drawers		RAL
M43A150C010FAPD	100-75-50	92-96-100%	7035+7016
M43A150C010FA08	100-75-50	92-96-100%	7035
M43A150C010FA04	100-75-50	92-96-100%	5012
M43A150C010FBPD	200	100%	7035+7016
M43A150C010FB08	200	100%	7035
M43A150C010FB04	200	100%	5012

H=1500 mm



CONFIGURE

CABINET WITH 9 DRAWERS 8X150 1X200

ART.	drawers		RAL
M43A150C010EYPD	100-75-50	92-96-100%	7035+7016
M43A150C010EY08	100-75-50	92-96-100%	7035
M43A150C010EY04	100-75-50	92-96-100%	5012
M43A150C010EZPD	200	100%	7035+7016
M43A150C010EZ08	200	100%	7035
M43A150C010EZ04	200	100%	5012

H=1500 mm



INTERNAL DIM. W x D



LOAD CAPACITY



EXTRACTION



RAL 7035 + RAL 7016



RAL 5012



RAL 7035




DIVIDING MATERIAL




ART.	Suitable for drawer H mm	components	
FFH30051000	50/300	130 x Transversal divider W=36 mm 20 x 4-channel divider	



ART.	Suitable for drawer H mm	components	
FFH30051200	50/300	100 x Transversal divider W=47 mm 20 x 3-channel divider	



ART.	Suitable for drawer H mm	components	
FFH30050700	50	20 x 75x75 mm Divider box 20 x 150x75 mm Divider box 5 x 150x150 mm Divider box	
FFH30070700	75		



ART.	Suitable for drawer H mm	components	
FFH30050800	50	20 x 150x75 mm Divider box 10 x 150x150 mm Divider box	
FFH30070800	75		
FFH30100800	100/125		



ART.	Suitable for drawer H mm	components	
FFH30050900	50	20 x 150x150 mm Divider box	
FFH30070900	75		
FFH30100900	100/125		




ART.	Suitable for drawer H mm	components	
FFH30100200	100/125	2 x Longitudinal slotted divider W=610 mm 8 x Transversal divider W=253 mm	
FFH30150200	150/175		
FFH30200200	200/250		
FFH30300200	300		



DIVIDING MATERIAL



ART.	Suitable for drawer H mm	components	
FFH30070300	75	4 x Longitudinal slotted divider W=610 mm 21 x Transversal divider W=151 mm	
FFH30100300	100/125		
FFH30150300	150/175		
FFH30200300	200/250		
FFH30300300	300		



ART.	Suitable for drawer H mm	components	
FFH30070400	75	3 x Longitudinal slotted divider W=610 mm 5 x Transversal divider W=151 mm 10 x Transversal divider W=202 mm	
FFH30100400	100/125		
FFH30150400	150/175		
FFH30200400	200/250		
FFH30300400	300		





CABINET WITH 5 DRAWERS 3X100 1X150 1X300



CONFIGURE

ART.	drawers		RAL
M53A085C010AKPD	100-75-50	92-96-100%	7035+7016
M53A085C010AK08	100-75-50	92-96-100%	7035
M53A085C010AK04	100-75-50	92-96-100%	5012
M53A085C010ALPD	200	100%	7035+7016
M53A085C010AL08	200	100%	7035
M53A085C010AL04	200	100%	5012

H=850 mm

CABINET WITH 6 DRAWERS 2X75 2X100 1X150 1X250



CONFIGURE

ART.	drawers		RAL
M53A085C010AMPD	100-75-50	92-96-100%	7035+7016
M53A085C010AM08	100-75-50	92-96-100%	7035
M53A085C010AM04	100-75-50	92-96-100%	5012
M53A085C010ANPD	200	100%	7035+7016
M53A085C010AN08	200	100%	7035
M53A085C010AN04	200	100%	5012

H=850 mm

CABINET WITH 7 DRAWERS 1X50 2X75 2X100 1X150 1X200



CONFIGURE

ART.	drawers		RAL
M53A085C010AEPD	100-75-50	92-96-100%	7035+7016
M53A085C010AE08	100-75-50	92-96-100%	7035
M53A085C010AE04	100-75-50	92-96-100%	5012
M53A085C010AFPD	200	100%	7035+7016
M53A085C010AF08	200	100%	7035
M53A085C010AF04	200	100%	5012

H=850 mm Drawers with H=50 mm are all with flexible extraction

CABINET WITH 5 DRAWERS 2X100 2X200 1X300



CONFIGURE

ART.	drawers		RAL
M53A100C010EAPD	100-75-50	92-96-100%	7035+7016
M53A100C010EA08	100-75-50	92-96-100%	7035
M53A100C010EA04	100-75-50	92-96-100%	5012
M53A100C010EBPD	200	100%	7035+7016
M53A100C010EB08	200	100%	7035
M53A100C010EB04	200	100%	5012

H=1000 mm



CABINET WITH 6 DRAWERS 1X100 4X150 1X200



CONFIGURE

ART.	drawers		RAL
M53A100C010DBPD	100-75-50	92-96-100%	7035+7016
M53A100C010DB08	100-75-50	92-96-100%	7035
M53A100C010DB04	100-75-50	92-96-100%	5012
M53A100C010DCPD	200	100%	7035+7016
M53A100C010DC08	200	100%	7035
M53A100C010DC04	200	100%	5012

H=1000 mm

CABINET WITH 7 DRAWERS 1X50 2X75 2X100 1X200 1X300



CONFIGURE

ART.	drawers		RAL
M53A100C010BNPD	100-75-50	92-96-100%	7035+7016
M53A100C010BN08	100-75-50	92-96-100%	7035
M53A100C010BN04	100-75-50	92-96-100%	5012
M53A100C010BPPD	200	100%	7035+7016
M53A100C010BP08	200	100%	7035
M53A100C010BP04	200	100%	5012

H=1000 mm Drawers with H=50 mm are all with flexible extraction

CABINET WITH 7 DRAWERS 2X75 1X100 3X150 1X200



CONFIGURE

ART.	drawers		RAL
M53A100C010AWPD	100-75-50	92-96-100%	7035+7016
M53A100C010AW08	100-75-50	92-96-100%	7035
M53A100C010AW04	100-75-50	92-96-100%	5012
M53A100C010BH08	200	100%	7035+7016
M53A100C010BH04	200	100%	7035
M53A100C010BH04	200	100%	5012

H=1000 mm

CABINET WITH 8 DRAWERS 1X50 2X75 2X100 2X150 1X200



CONFIGURE

ART.	drawers		RAL
M53A100C010CUPD	100-75-50	92-96-100%	7035+7016
M53A100C010CU08	100-75-50	92-96-100%	7035
M53A100C010CU04	100-75-50	92-96-100%	5012
M53A100C010CVPD	200	100%	7035+7016
M53A100C010CV08	200	100%	7035
M53A100C010CV04	200	100%	5012

H=1000 mm Drawers with H=50 mm are all with flexible extraction



INTERNAL DIM. W x D

LOAD CAPACITY

EXTRACTION

RAL 7035 + RAL 7016

RAL 5012

RAL 7035



CABINET WITH 8 DRAWERS 2X75 3X100 3X150



ART.	drawers		RAL
M53A100C010DDPD	100-75-50	92-96-100%	7035+7016
M53A100C010DD08	100-75-50	92-96-100%	7035
M53A100C010DD04	100-75-50	92-96-100%	5012
M53A100C010DEPD	200	100%	7035+7016
M53A100C010DE08	200	100%	7035
M53A100C010DE04	200	100%	5012

CONFIGURE

H=1000 mm

CABINET WITH 10 DRAWERS 1X50 2X75 7X100



ART.	drawers		RAL
M53A100C010DFPD	100-75-50	92-96-100%	7035+7016
M53A100C010DF08	100-75-50	92-96-100%	7035
M53A100C010DF04	100-75-50	92-96-100%	5012
M53A100C010DGPD	200	100%	7035+7016
M53A100C010DG08	200	100%	7035
M53A100C010DG04	200	100%	5012

CONFIGURE

H=1000 mm Drawers with H=50 mm are all with flexible extraction

CABINET WITH 9 DRAWERS 2X75 2X100 1X150 3X200 1X300



ART.	drawers		RAL
M53A150C010LXPD	100-75-50	92-96-100%	7035+7016
M53A150C010LX08	100-75-50	92-96-100%	7035
M53A150C010LX04	100-75-50	92-96-100%	5012
M53A150C010LYPD	200	100%	7035+7016
M53A150C010LY08	200	100%	7035
M53A150C010LY04	200	100%	5012

CONFIGURE

H=1500 mm

CABINET WITH 9 DRAWERS 2X100 6X150 1X300



ART.	drawers		RAL
M53A150C010FJPD	100-75-50	92-96-100%	7035+7016
M53A150C010FJ08	100-75-50	92-96-100%	7035
M53A150C010FJ04	100-75-50	92-96-100%	5012
M53A150C010FKPD	200	100%	7035+7016
M53A150C010FK08	200	100%	7035
M53A150C010FK04	200	100%	5012

CONFIGURE

H=1500 mm



CABINET WITH 10 DRAWERS 1X50 4X100 1X150 4X200



ART.	drawers		RAL
M53A150C010LZPD	100-75-50	92-96-100%	7035+7016
M53A150C010LZ08	100-75-50	92-96-100%	7035
M53A150C010LZ04	100-75-50	92-96-100%	5012
M53A150C010MAPD	200	100%	7035+7016
M53A150C010MA08	200	100%	7035
M53A150C010MA04	200	100%	5012

H=1500 mm Drawers with H=50 mm are all with flexible extraction

CONFIGURE



CABINET 2XPF 2XPE

ART.	retractable shelves		RAL
M53A200C010SVPD	200	100%	7035+7016
M53A200C010SV08	200	100%	7035
M53A200C010SV04	200	100%	5012

H=2000 mm

CONFIGURE



CABINET WITH 4 DRAWERS 2XPF 1X150 1X200 1X250 1X300

ART.	drawers		RAL
M53A200C010SXPDP	200	100%	7035+7016
M53A200C010SX08	200	100%	7035
M53A200C010SX04	200	100%	5012

H=2000 mm

CONFIGURE

PE: RETRACTABLE SHELF
 PF: SLOTTED SHELF



INTERNAL DIM. W x D



LOAD CAPACITY



EXTRACTION



RAL 7035 + RAL 7016



RAL 5012



RAL 7035



CABINET WITH 7 DRAWERS 2XPF 1X50 1X75 1X100 1X125 1X150 2X200

ART.	drawers		RAL
M53A200C010SWPD	200	100%	7035+7016
M53A200C010SW08	200	100%	7035
M53A200C010SW04	200	100%	5012

H=2000 mm Drawers with H=50 mm are all with flexible extraction

CONFIGURE



CABINET WITH DOORS 2XPF 2XPE

ART.	retractable shelves		RAL
M53A200C010SUPD	100-75-50	92-96-100%	7035+7016
M53A200C010SU08	100-75-50	92-96-100%	7035
M53A200C010SU04	100-75-50	92-96-100%	5012

H=2000 mm

CONFIGURE



CABINET WITH DOORS WITH 7 DRAWERS 3XPR 2X75 1X100 3X150 1X200

ART.	drawers		RAL
M53A200C010FYPD	100-75-50	92-96-100%	7035+7016
M53A200C010FY08	100-75-50	92-96-100%	7035
M53A200C010FY04	100-75-50	92-96-100%	5012
M53A200C010FZPD	200	100%	7035+7016
M53A200C010FZ08	200	100%	7035
M53A200C010FZ04	200	100%	5012

H=2000 mm

CONFIGURE



CABINET WITH DOORS WITH 3 DRAWERS 2XPR 2X100 1X150 2XPE



ART.	drawers / retractable shelves		RAL
	KG		
M53A200C010FWPD	100-75-50	92-96-100%	7035+7016
M53A200C010FW08	100-75-50	92-96-100%	7035
M53A200C010FW04	100-75-50	92-96-100%	5012
M53A200C010FXPD	200	100%	7035+7016
M53A200C010FX08	200	100%	7035
M53A200C010FX04	200	100%	5012

H=2000 mm

CONFIGURE



CABINET WITH WHEELS WITH 7 DRAWERS 2X75 3X100 2X150

ART.	drawers		RAL
	KG		
M53R085C01095PD	100-75-50	92-96-100%	7035+7016
M53R085C0109508	100-75-50	92-96-100%	7035
M53R085C0109504	100-75-50	92-96-100%	5012

H=1072 mm

Wheels: Elastic rubber Ø 160 mm
 Cabinet capacity: 900 kg

CONFIGURE



PE: RETRACTABLE SHELF
 PR: ADJUSTABLE SHELF
 PF: SLOTTED SHELF



INTERNAL DIM. W x D



LOAD CAPACITY



EXTRACTION



RAL 7035 + RAL 7016



RAL 5012



RAL 7035



DIVIDING MATERIAL



ART.	Suitable for drawer H mm	components	
FFH50050900	50/300	15 x Transversal divider W=36 mm 10 x Transversal divider W=47 mm 6 x Transversal divider W=73 mm 8 x 2-channel divider 8 x 3-channel divider 8 x 4-channel divider	



ART.	Suitable for drawer H mm	components	
FFH50051900	50/300	30 x Transversal divider W=36 mm 10 x Transversal divider W=47 mm 8 x 3-channel divider 16 x 4-channel divider	



ART.	Suitable for drawer H mm	components	
FFH50050800	50	12 x 150x75 mm Divider box 18 x 150x150 mm Divider box	
FFH50070800	75		
FFH50100800	100/125		



ART.	Suitable for drawer H mm	components	
FFH50051700	50	20 x 75x75 mm Divider box 14 x 150x75 mm Divider box 12 x 150x150 mm Divider box	
FFH50071700	75		



ART.	Suitable for drawer H mm	components	
FFH50051800	50	24 x 150x150 mm Divider box	
FFH50071800	75		
FFH50101800	100/125		



ART.	Suitable for drawer H mm	components	
FFH50050700	50	4 x Longitudinal slotted divider W=610 mm 2 x Transversal divider W=151 mm 3 x Transversal divider W=202 mm	
FFH50070700	75		
FFH50100700	100/125		
FFH50150700	150/175		
FFH50200700	200/250		
FFH50300700	300		




DIVIDING MATERIAL



ART.	Suitable for drawer H mm	components
FFH50051000	50	2 x Longitudinal slotted divider W=610 mm 2 x Transversal divider W=304 mm
FFH50071000	75	
FFH50101000	100/125	
FFH50151000	150/175	
FFH50201000	200/250	
FFH50301000	300	



ART.	Suitable for drawer H mm	components
FFH50051300	50	5 x Longitudinal slotted divider W=610 mm 12 x Transversal divider W=151 mm
FFH50071300	75	
FFH50101300	100/125	
FFH50151300	150/175	
FFH50201300	200/250	
FFH50301300	300	



ART.	Suitable for drawer H mm	components
FFH50051500	50	7 x Longitudinal slotted divider W=610 mm 12 x Transversal divider W=100 mm 2 x Transversal divider W=151 mm
FFH50071500	75	
FFH50101500	100/125	





CABINET WITH 7 DRAWERS 2X75 2X100 1X150 2X200



CONFIGURE

ART.	drawers		RAL
M63A100C010DYPD	100-75-50	92-96-100%	7035+7016
M63A100C010DY08	100-75-50	92-96-100%	7035
M63A100C010DY04	100-75-50	92-96-100%	5012
M63A100C010DZPD	200	100%	7035+7016
M63A100C010DZ08	200	100%	7035
M63A100C010DZ04	200	100%	5012

H=1000 mm

CABINET WITH 8 DRAWERS 2X75 4X100 1X150 1X200



CONFIGURE

ART.	drawers		RAL
M63A100C010CNPD	100-75-50	92-96-100%	7035+7016
M63A100C010CN08	100-75-50	92-96-100%	7035
M63A100C010CN04	100-75-50	92-96-100%	5012
M63A100C010CPPD	200	100%	7035+7016
M63A100C010CP08	200	100%	7035
M63A100C010CP04	200	100%	5012

H=1000 mm

CABINET WITH 8 DRAWERS 2X75 3X100 3X150



CONFIGURE

ART.	drawers		RAL
M63A100C010DDPD	100-75-50	92-96-100%	7035+7016
M63A100C010DD08	100-75-50	92-96-100%	7035
M63A100C010DD04	100-75-50	92-96-100%	5012
M63A100C010DEPD	200	100%	7035+7016
M63A100C010DE08	200	100%	7035
M63A100C010DE04	200	100%	5012

H=1000 mm

CABINET WITH 10 DRAWERS 2X150 1X125 1X75 2X100 2X150 2X200



CONFIGURE

ART.	drawers		RAL
M63A150C010MCPD	200	100%	7035+7016
M63A150C010MC08	200	100%	7035
M63A150C010MC04	200	100%	5012

H=1500 mm



CABINET WITH 11 DRAWERS 1X150 1X125 1X75 4X100 3X150 1X200

ART.	drawers		RAL
	KG		
M63A150C010MEPD	200	100%	7035+7016
M63A150C010ME08	200	100%	7035
M63A150C010ME04	200	100%	5012

H=1500 mm



CABINET WITH 7 DRAWERS 2XPR 2X75 1X100 3X150 1X200

ART.	drawers		RAL
	KG		
M63A200C010FTPD	200	100%	7035+7016
M63A200C010FT08	200	100%	7035
M63A200C010FT04	200	100%	5012

H=2000 mm



CABINET WITH DOORS WITH 7 DRAWERS 3XPR 2X75 1X100 3X150 1X200


ART.	drawers		RAL
	KG		
M63A200C010FZPD	200	100%	7035+7016
M63A200C010FZ08	200	100%	7035
M63A200C010FZ04	200	100%	5012

H=2000 mm






DIVIDING MATERIAL



ART.	Suitable for drawer H mm	components	
FFH60070200	75	4 x Longitudinal slotted divider W=610 mm 3 x Transversal divider W=151 mm 3 x Transversal divider W=168 mm 9 x Transversal divider W=253 mm	
FFH60100200	100/125		
FFH60150200	150/175		
FFH60200200	200/250		



ART.	Suitable for drawer H mm	components	
FFH60070500	75	5 x Longitudinal slotted divider W=610 mm 6 x Transversal divider W=134 mm 9 x Transversal divider W=202 mm	
FFH60100500	100/125		
FFH60150500	150/175		



ART.	Suitable for drawer H mm	components	
FFH60070800	75	5 x Longitudinal slotted divider W=610 mm 2 x Transversal divider W=151 mm 1 x Transversal divider W=168 mm 3 x Transversal divider W=202 mm	
FFH60100800	100/125		
FFH60150800	150/175		
FFH60200800	200/250		
FFH60300800	300		



ART.	Suitable for drawer H mm	components	
FFH60071100	75	6 x Longitudinal slotted divider W=610 mm 6 x Transversal divider W=151 mm 1 x Transversal divider W=168 mm	
FFH60101100	100/125		
FFH60151100	150/175		
FFH60201100	200/250		
FFH60301100	300		





CONFIGURE

CABINET WITH 5 DRAWERS 2X100 2X200 1X300

ART.	drawers		RAL
	KG		
M73A100C010EAPD	100-75-50	92-96-100%	7035+7016
M73A100C010EA08	100-75-50	92-96-100%	7035
M73A100C010EA04	100-75-50	92-96-100%	5012
M73A100C010EBPD	200	100%	7035+7016
M73A100C010EB08	200	100%	7035
M73A100C010EB04	200	100%	5012

H=1000 mm



CONFIGURE

CABINET WITH 7 DRAWERS 2X75 2X100 1X150 2X200

ART.	drawers		RAL
	KG		
M73A100C010DYPD	100-75-50	92-96-100%	7035+7016
M73A100C010DY08	100-75-50	92-96-100%	7035
M73A100C010DY04	100-75-50	92-96-100%	5012
M73A100C010DZPD	200	100%	7035+7016
M73A100C010DZ08	200	100%	7035
M73A100C010DZ04	200	100%	5012

H=1000 mm



CONFIGURE

CABINET WITH 8 DRAWERS 2X75 4X100 1X150 1X200

ART.	drawers		RAL
	KG		
M73A100C010CNPD	100-75-50	92-96-100%	7035+7016
M73A100C010CN08	100-75-50	92-96-100%	7035
M73A100C010CN04	100-75-50	92-96-100%	5012
M73A100C010CPPD	200	100%	7035+7016
M73A100C010CP08	200	100%	7035
M73A100C010CP04	200	100%	5012

H=1000 mm



CONFIGURE

CABINET WITH 10 DRAWERS 2X150 1X125 1X75 2X100 2X150 2X200

ART.	drawers		RAL
	KG		
M73A150C010MCPD	200	100%	7035+7016
M73A150C010MC08	200	100%	7035
M73A150C010MC04	200	100%	5012

H=1500 mm



CABINET WITH 11 DRAWERS 1X150 1X125 1X75 4X100 3X150 1X200

ART.	drawers		RAL
	KG		
M73A150C010MEPD	200	100%	7035+7016
M73A150C010ME08	200	100%	7035
M73A150C010ME04	200	100%	5012

H=1500 mm



CABINET WITH 7 DRAWERS 2XPR 2X75 1X100 3X150 1X200

ART.	drawers		RAL
	KG		
M73A200C010FTPD	200	100%	7035+7016
M73A200C010FT08	200	100%	7035
M73A200C010FT04	200	100%	5012

H=2000 mm



CABINET WITH DOORS WITH 7 DRAWERS 3XPR 2X75 1X100 3X150 1X200


ART.	drawers		RAL
	KG		
M73A200C010FZPD	200	100%	7035+7016
M73A200C010FZ08	200	100%	7035
M73A200C010FZ04	200	100%	5012

H=2000 mm







DIVIDING MATERIAL




ART.	Suitable for drawer H mm	components	
FFH70070200	75	5 x Longitudinal slotted divider W=610 mm 6 x Transversal divider W=151 mm 9 x Transversal divider W=253 mm	
FFH70100200	100/125		
FFH70150200	150/175		
FFH70200200	200/250		



ART.	Suitable for drawer H mm	components	
FFH70070300	75	6 x Longitudinal slotted divider W=610 mm 3 x Transversal divider W=134 mm 3 x Transversal divider W=168 mm 14 x Transversal divider W=202 mm	
FFH70100300	100/125		
FFH70150300	150/175		



ART.	Suitable for drawer H mm	components	
FFH70070700	75	6 x Longitudinal slotted divider W=610 mm 4 x Transversal divider W=151 mm 2 x Transversal divider W=202 mm 1 x Transversal divider W=304 mm	
FFH70100700	100/125		
FFH70150700	150/175		
FFH70200700	200/250		
FFH70300700	300		



ART.	Suitable for drawer H mm	components	
FFH70070800	75	5 x Longitudinal slotted divider W=610 mm 2 x Transversal divider W=151 mm 2 x Transversal divider W=202 mm 2 x Transversal divider W=304 mm	
FFH70100800	100/125		
FFH70150800	150/175		
FFH70200800	200/250		
FFH70300800	300		



MASTER

ACCESSORIES



STAINLESS STEEL TOP

ART.	suitable for cabinet EH	W mm	D mm	H mm	
M12T030MDNX710A	18x27	408	573	31	
M22T030MDNX710A	27x27	561	573	31	
M32T030MDNX710A	36x27	714	573	31	
M52T030MDNX710A	54x27	1020	573	31	
M23T030MDNX710A	27x36	561	726	31	
M33T030MDNX710A	36x36	714	726	31	
M43T030MDNX710A	45x36	867	726	31	
M53T030MDNX710A	54x36	1020	726	31	
M63T030MDNX710A	64x36	1190	726	31	
M73T030MDNX710A	78x36	1428	726	31	



RUBBER LINED STEEL TOP

ART.	suitable for cabinet EH	W mm	D mm	H mm	colour	
M12T030MDGM7107	18x27	408	573	32	Black	
M22T030MDGM7107	27x27	561	573	32	Black	
M32T030MDGM7107	36x27	714	573	32	Black	
M52T030MDGM7107	54x27	1020	573	32	Black	
M23T030MDGM7107	27x36	561	726	32	Black	
M33T030MDGM7107	36x36	714	726	32	Black	
M43T030MDGM7107	45x36	867	726	32	Black	
M53T030MDGM7107	54x36	1020	726	32	Black	
M63T030MDGM7107	64x36	1190	726	32	Black	
M73T030MDGM7107	78x36	1428	726	32	Black	



MULTIPLEX TOP

ART.	suitable for cabinet EH	W mm	D mm	H mm	
M12T030MU000100	18x27	408	573	30	
M22T030MU000100	27x27	561	573	30	
M32T030MU000100	36x27	714	573	30	
M52T030MU000100	54x27	1020	573	30	
M23T030MU000100	27x36	561	726	30	
M33T030MU000100	36x36	714	726	30	
M43T030MU000100	45x36	867	726	30	
M53T030MU000100	54x36	1020	726	30	
M63T030MU000100	64x36	1190	726	30	
M73T030MU000100	78x36	1428	726	30	



3-EDGE TOP SHELF COATED WITH PVC

ART.	suitable for cabinet EH	W mm	D mm	H mm	colour	
M12T023AG003107	18x27	409	576	23	Black	
M22T023AG003107	27x27	562	576	23	Black	
M32T023AG003107	36x27	715	576	23	Black	
M52T023AG003107	54x27	1021	576	23	Black	
M23T023AG003107	27x36	562	729	23	Black	
M33T023AG003107	36x36	715	729	23	Black	
M43T023AG003107	45x36	868	729	23	Black	
M53T023AG003107	54x36	1021	729	23	Black	
M63T023AG003107	64x36	1191	729	23	Black	
M73T023AG003107	78x36	1429	729	23	Black	

RISER BASE H=50 mm



ART.	suitable for cabinet EH	W mm	D mm	H mm	RAL	
M12Z05000000008	18x27	406	572	50	7035	
M12Z05000000004	18x27	406	572	50	5012	
M22Z05000000008	27x27	559	572	50	7035	
M22Z05000000004	27x27	559	572	50	5012	
M32Z05000000008	36x27	712	572	50	7035	
M32Z05000000004	36x27	712	572	50	5012	
M52Z05000000008	54x27	1018	572	50	7035	
M52Z05000000004	54x27	1018	572	50	5012	
M23Z05000000008	27x36	559	725	50	7035	
M23Z05000000004	27x36	559	725	50	5012	
M33Z05000000008	36x36	712	725	50	7035	
M33Z05000000004	36x36	712	725	50	5012	
M43Z05000000008	45x36	865	725	50	7035	
M43Z05000000004	45x36	865	725	50	5012	
M53Z05000000008	54x36	1018	725	50	7035	
M53Z05000000004	54x36	1018	725	50	5012	
M63Z05000000008	64x36	1188	725	50	7035	
M63Z05000000004	64x36	1188	725	50	5012	
M73Z05000000008	78x36	1426	725	50	7035	
M73Z05000000004	78x36	1426	725	50	5012	



RISER BASE H=100 mm

ART.	suitable for cabinet EH	W mm	D mm	H mm	RAL	
M12Z10000000008	18x27	406	572	100	7035	
M12Z10000000004	18x27	406	572	100	5012	
M22Z10000000008	27x27	559	572	100	7035	
M22Z10000000004	27x27	559	572	100	5012	
M32Z10000000008	36x27	712	572	100	7035	
M32Z10000000004	36x27	712	572	100	5012	
M52Z10000000008	54x27	1018	572	100	7035	
M52Z10000000004	54x27	1018	572	100	5012	
M23Z10000000008	27x36	559	725	100	7035	
M23Z10000000004	27x36	559	725	100	5012	
M33Z10000000008	36x36	712	725	100	7035	
M33Z10000000004	36x36	712	725	100	5012	
M43Z10000000008	45x36	865	725	100	7035	
M43Z10000000004	45x36	865	725	100	5012	
M53Z10000000008	54x36	1018	725	100	7035	
M53Z10000000004	54x36	1018	725	100	5012	
M63Z10000000008	64x36	1188	725	100	7035	
M63Z10000000004	64x36	1188	725	100	5012	
M73Z10000000008	78x36	1426	725	100	7035	
M73Z10000000004	78x36	1426	725	100	5012	



MASTER

ACCESSORIES



BASE FOR FORKLIFT AND PALLET TRUCK

ART.	suitable for cabinet EH	W mm	D mm	H mm	RAL	
M32Z10010000007	36x27	712	569	100	9005	
M23Z10010000007	27x36	559	722	100	9005	
M33Z10010000007	36x36	712	722	100	9005	
M43Z10010000007	45x36	865	722	100	9005	

BASE CLOSURE



ART.	suitable for cabinet W EH	W mm	D mm	H mm	RAL	
M20Z10011000007	27	555	46	95	9005	
M30Z10011000007	36	708	46	95	9005	
M40Z10011000007	45	861	46	95	9005	



PAIR OF BASES FOR FORKLIFT AND PALLET TRUCK

ART.	suitable for cabinet EH	W mm	D mm	H mm	RAL	
M02Z10020000007	54x27	200	569	100	9005	
M03Z10020000007	54x36 64x36 78x36	200	722	100	9005	

BASE CLOSURE



ART.	suitable for cabinet W EH	W mm	D mm	H mm	RAL	
M50Z10021000007	54	1014	46	95	9005	
M60Z10021000007	64	1184	46	95	9005	
M70Z10021000007	78	1422	46	95	9005	



 RAL 5012

 RAL 7035

 RAL 9005